



MASTER CATALOG

Hand Sampling and PowerProbe™



KEEPING WITH TRADITION

AMS Celebrates 75 Years of Business

*Excerpts taken from National Driller (February 2017) Article
Written by Valerie King*

Originally named Art's Machine Shop, the company was founded by Art Vollweiler as a blacksmith shop. In the early 1950s, he built a hand-operated soil auger that was utilized by the U.S. Soil Conservation Service. It offered an efficient way to bore holes. Through word of mouth, the soil auger gained popularity.

Rick Vollweiler, who had been helping his dad, Art, since the age of nine moved into management in 1980 and acquired the company from Art in 1983. He changed the name to AMS and for the past 30+ years, Rick has been joined by his nephew - Art's grandson - Marc Chipps. Chipps now serves as the president of the company.

Rick has ran AMS as long as his father did. He acknowledges that for a small business to make it five years, let alone 10, not to mention over 75, is a huge accomplishment and doesn't take it for granted.

"It's second generation and it's going to be going into a third generation with Marc," he says. "So it really is a milestone. I'm really excited that we're where we're at."

Back when Rick bought the business from his father, he asked a lot of questions and learned a lot from customers. He says Chipps is in the same boat and he expects the eventual leadership transition to be a smooth one.

Chipps says his uncle has always told him he doesn't have all the answers, which is why it is important to surround himself with good people. He plans to keep that up.

"This is my life, my home, my love, with my grandpa and my Uncle Rick. I'm 48 and I've been here for 31 of those years," Chipps says. "So this is what I know, this is what I do

and there is not a bigger honor in the world than to be able to take the reins from my Uncle Rick and keep this company going another 75 years."

AMS production team of master welders, machinists, engineers, and fabricators take great pride in each hand-crafted piece. Like a fine automobile or Swiss watch, they carefully shape their product to perfection and carry it through to its final stage of testing. For 75 years, AMS has stayed true to the founder's philosophy: **Everything is a work of Art.**



CUSTOMER SERVICE

Everyone at AMS is dedicated to exceeding our customers' needs and expectations. From answering questions about availability, use and care, to developing customized products, we're here to help.

Call 208-226-2017 or 1-800-635-7330 for more information.



TABLE OF CONTENTS



03

Soil Systems and Sampling Kits



57

Soil Gas Sampling



65

Sediment & Water Sampling



81

Geotechnical Sampling & Testing



91

Accessories for Hand Sampling Products



101

PowerCore™, Groundwater, & PowerProbe™

Equipping e to p

AMS, Inc.
105 Harrison Street
American Falls, Idaho 83211



Made in the USA

Office Hours:

Monday - Thursday: 7 am - 5 pm (MST)

Friday: 8 am - 3 pm (MST)



Soil Auger & Sampling Kits
Part #209.56 [Page 47]



Multi-Stage Core Sampler
Part #403.27 [Page 21]



Open-End Probe
Part #401.10 / #401.21
[Page 36]



Soil Ejector Scoops
Part #56760/ #56761
[Page 40]





Soil Systems and Sampling Kits Chapter Review

AMS Cross Handles Page 5

AMS Connection Types Page 5

AMS Extensions Page 6

Soil Augers Page 7

Soil Core Samplers Page 19

Core Samplers Page 19

Multi-Stage Core Samplers Page 21

Split-Core Samplers Page 23

Soil Probes Page 25

Soil Auger & Sampling Kits Page 43

Mini Soil Auger Kits Page 43

3 1/4" Fiberglass Auger Kit Page 44

Deluxe Fiberglass Auger Kit Page 44

Core Sampling Kits Page 45

Split-Core Sampling Kits Page 45

Basic Soil Sampling Kits Page 46

Environmental Soil Sampling Kits Page 47

Soil Classification Kit Page 47

3 1/4" Hex Quick Pin Basic Sampling Kit Page 48

Soil Fertility Kits Page 49

Professional Soil Sampling Kits Page 50

Gas Powered Core Sampling Kit Page 51

Flighted Auger Kits Page 53

Quick Connect Flighted Auger Kits Page 54

Hollowstem Lead Auger Kits Page 55

Frozen Soil Auger Kit Page 56



AMS 18" and 22" rubber-coated handles are made of chromoly and are coated with textured rubber. The 18" rubber-coated handles are available with signature series, 3/4" threaded, 5/8" threaded, and quick connect connections. 22" models are only available with a 3/4" threaded connection. Ratcheting handles are available with signature series, 3/4" threaded, 5/8" threaded, and quick connect fittings. They are made of durable carbon steel, and have an open-gear mechanism that allows for easy cleaning of the gear and cog. Quick connect ratcheting handles allow for reverse ratcheting.

AMS Cross Handles

Signature Series, Cross Handles

Part #	Length	Item	Weight
351.54	18"	Rubber-Coated Cross Handle	1.1 lb.
351.56	18"	Ratcheting Cross Handle	2.4 lb.

3/4" Threaded, Cross Handles

Part #	Length	Item	Weight
402.31	18"	Rubber-Coated Cross Handle	1.3 lb.
406.87	18"	Ratcheting Cross Handle	2.5 lb.
406.05	22"	Rubber-Coated Cross Handle	1.6 lb.

5/8" Threaded, Cross Handles

Part #	Length	Item	Weight
406.04	18"	Rubber-Coated Cross Handle	1.1 lb.
406.80	18"	Ratcheting Cross Handle	2.1 lb.

Quick Connect, Cross Handles

Part #	Length	Item	Weight
306.06	18"	Rubber-Coated Cross Handle	1.3 lb.
306.07	18"	Ratcheting Cross Handle	2.4 lb.

Hex Quick Pin, Cross Handles

Part #	Length	Item	Weight
58504	18"	Rubber-Coated Cross Handle	1.3 lb.
306.071	18"	Ratcheting Cross Handle	2.4 lb.

AMS Connection Types

Helpful Tips for Using Signature Series and Threaded Connections

AMS recommends using non-adhesive fluoropolymer tape and wrench-tightening AMS threaded and signature series connections to help prevent the components from being damaged during heavy use and to minimize wear and tear over time. This also helps prevent threaded components from being difficult to disconnect after use with a slide hammer, hammer-head cross handle, or after hard twisting with a standard cross handle or ratcheting handle.



AMS Signature Series Connections



Signature series components feature a heavier thread than 5/8" threaded connections. They are generally more robust and last longer under heavy use. Signature components can be connected and disconnected with only 2 1/2 turns, and have less risk of galling. Our most popular slide hammers, augers, core samplers, and soil sampling kits are available with signature series connections.

AMS 3/4" & 5/8" Threaded Connections



AMS 5/8" and 3/4" threaded connections use standard, national course, threads. 3/4" are used with the new AMS professional line of augers and samplers. 5/8" connections are the most common and least expensive. Augers, core samplers, probes, slide hammers, hammer-head handles, and kits are available with threaded connections.

AMS Quick Connect Connections



The AMS quick connect button-and-hex coupling system allows components to connect and disconnect faster and with less hassle than threaded or signature series systems. When in use, the torque exerted on the system is placed on the hex – rather than threads – which makes the quick connect connection durable and prevents the components from binding together. Quick connect connections also allow for reverse augering with either a rubber-coated cross handle or ratcheting cross handle. Most augers and some soil sampling kits are available with AMS quick connect connections, but the connections are not compatible with AMS slide hammers or the hammer-head cross handle.

AMS Hex Quick Pin Connections



Hardened steel male/female hex connections that accept standard 3/8" snapper pins or heat treated 3/8" U-clips. The simplicity of the snap pins is unmatched for hand auger applications, while the heat treated 3/8" U-clips will allow you to hammer & reverse hammer your core sampler with confidence. Both of these connections offer easy assembly/disassembly on site & will allow you to accomplish your sampling task quicker & more efficiently.

AMS Extensions

Signature series extensions feature zinc-coated chromoly for added rust resistance. 3/4" threaded connections are made of powder-coated chromoly or chromoly steel. 5/8" threaded and quick connect extensions are either chromoly or stainless steel.

Signature Series Extensions

Part #	Length	Material	Weight
351.00	1'	Plated 4130 chromoly	0.8 lb.
351.01	2'	Plated 4130 chromoly	1.2 lb.
351.02	3'	Plated 4130 chromoly	1.7 lb.
351.03	4'	Plated 4130 chromoly	1.7 lb.
351.04	5'	Plated 4130 chromoly	2.4 lb.




3/4" Threaded Extensions

Part #	Length	Material	Weight
407.01	1'	4130 chromoly	1.0 lb.
407.02	2'	4130 chromoly	1.5 lb.
407.03	3'	4130 chromoly	2.0 lb.
407.04	4'	4130 chromoly	2.5 lb.
407.05	5'	4130 chromoly	3.0 lb.
402.33	3'	Powder Coated 4130	2.0 lb.
402.32	4'	Powder Coated 4130	2.5 lb.



5/8" Threaded Extensions

Part #	Length	Material	Weight
408.00	1'	4130 chromoly	0.8 lb.
408.01	2'	4130 chromoly	1.2 lb.
408.02	3'	4130 chromoly	1.7 lb.
408.03	4'	4130 chromoly	2.3 lb.
408.04	5'	4130 chromoly	2.4 lb.
409.06	1'	SST	0.8 lb.
409.07	2'	SST	1.3 lb.
409.08	3'	SST	1.7 lb.
409.09	4'	SST	2.2 lb.
409.10	5'	SST	2.6 lb.



Quick Connect Extensions

Part #	Length	Material	Weight
309.00	1'	4130 chromoly	1.9 lb.
309.01	2'	4130 chromoly	2.3 lb.
309.02	3'	4130 chromoly	2.7 lb.
309.03	4'	4130 chromoly	3.2 lb.
309.04	5'	4130 chromoly	3.6 lb.
309.06	1'	SST	1.9 lb.
309.07	2'	SST	2.4 lb.
309.08	3'	SST	2.8 lb.
309.09	4'	SST	3.2 lb.
309.10	5'	SST	3.7 lb.



Hex Quick Pin Extensions

Part #	Length	Material	Weight
58509	1'	4130 chromoly	1.9 lb.
58513	2'	4130 chromoly	2.3 lb.
58514	3'	4130 chromoly	2.7 lb.
58505	4'	4130 chromoly	3.2 lb.
58515	5'	4130 chromoly	3.6 lb.



Soil Augers

AMS Soil Augers

Most AMS soil augers are used to collect disturbed soil samples at or near the surface and for boring to depths where samples may be obtained with a soil probe or soil core sampler. They can also be used to bore deeper holes and are generally limited by only the time and muscle of the user. Customers have augered deeper than 100' using AMS soil augers in a variety of soil conditions!

AMS augers are available in all stainless steel for EPA testing, or with heat-treated, high-carbon steel bits with tungsten carbide hard-surfaced edges for general soil sampling and augering.

Standard Features:

- Most models are available with threaded or quick connect connections.
- Augers use a rounded bail for added torque resistance. Reinforced bucket auger options are also available.
- Augers create holes up to 1/4" larger than the cylinder to minimize drag.
- Specially formed bits allow for easy penetration into most soil conditions.
- Most models are available in stainless steel for environmental sampling and easier decontamination.
- Powered options are available.
- Left-handed augers, extensions and cross handles are available.
- Replacement bits and repair services are available.

AMS Bucket Augers

For over 76 years, AMS augers have been the preferred standard for manually creating boreholes and collecting disturbed soil samples. The first AMS auger was created in 1942 for the US Soil Conservation Service. This popular model has since been modified into a variety of regular augers, mud augers, and sand augers.

AMS Bucket Auger Connection Types

Regular, mud, and sand augers are available with either signature series, 3/4" threaded, 5/8" threaded, or quick connect connections. Each connection has advantages for particular users as well as for specific applications.

Ensure the sampling components you intend to use together all have the same connections, and please take into consideration that not all items will be available in every connection type.

AMS Bucket Auger Material Types

AMS bucket augers are available in carbon steel and stainless steel models. Both models use stainless steel cylinders. Carbon steel models feature heat-treated, high-carbon steel bits with tungsten carbide hard-surfaced edges. Stainless steel models use stainless steel bails, cylinders, and bits; they are ideal for environmental sampling and EPA testing. Carbon steel models are available with any of our connection types. Stainless steel models are available with 5/8" threaded and quick connect connections.

AMS Bucket-Style Auger Heads

Regular Auger

The AMS regular auger is used to obtain disturbed soil samples in most soil types at or near the surface and for gaining access to sampling points where soil samples may be obtained with a separate soil sampler. The bits of the regular soil auger are open to allow entry of small soil clumps and relatively small rocks and particles.



Mud Auger

Mud augers utilize a laser-cut, open cylinder design for easy removal of heavy, wet, or clay soils. The AMS mud auger features two openings in the cylinder wall to facilitate emptying as well as widely-spaced bits to ease entry of sticky soils.



Sand Auger

Sand augers use a closed bit design with a restricted opening to prevent the loss of sampled material during retrieval. The inner edges of the sand auger bits touch at their mid point to make the sand auger more reliable in loose, unconsolidated soil conditions.



Hex Quick Pin, Regular Auger



Part #	Diameter	Material	Weight
58516	5"		3.8 lb.
58517	4"		2.9 lb.
58501	3 1/4"		2.4 lb.
58519	2 3/4"		2.0 lb.
58520	2 1/4"		1.8 lb.
58521	2"		1.6 lb.
58522	1 3/4"		1.3 lb.
58523	1 1/2"		1.3 lb.

Hex Quick Pin, Mud Auger



Part #	Diameter	Material	Weight
58524	5"		4.4 lb.
58525	4"		3.6 lb.
58502	3 1/4"		2.6 lb.
58527	2 3/4"		2.3 lb.
58528	2 1/4"		2.0 lb.
58529	2"		1.8 lb.
58530	1 3/4"		1.5 lb.
58531	1 1/2"		1.2 lb.

Hex Quick Pin, Sand Auger



Part #	Diameter	Material	Weight
58532	5"		4.6 lb.
58533	4"		3.8 lb.
58503	3 1/4"		2.9 lb.
58535	2 3/4"		2.4 lb.
58536	2 1/4"		2.0 lb.
58537	2"		1.8 lb.
58538	1 3/4"		1.6 lb.
58539	1 1/2"		1.3 lb.



Regular Auger Connections Continued...

Signature Series, Regular Auger



Part #	Diameter	Material	Weight
350.05	4"		3.6 lb.
350.06	3 1/4"		2.6 lb.
350.07	2 3/4"		2.1 lb.
350.08	2 1/4"		1.7 lb.

3/4" Threaded, Regular Auger



Part #	Diameter	Material	Weight
400.02	7"		9.5 lb.
400.03	6"		7.8 lb.

3/4" Threaded, Professional Regular Auger

Part #	Diameter	Material	Weight
402.38	4"		3.5 lb.
402.25	3 1/4"		2.9 lb.
402.26	2 3/4"		2.4 lb.
402.36	2 1/4"		1.7 lb.

5/8" Threaded, Regular Auger



Part #	Diameter	Material	Weight
400.04	5"		4.3 lb.
400.05	4"		3.5 lb.
400.06	3 1/4"		2.6 lb.
400.07	2 3/4"		2.1 lb.
400.08	2 1/4"		1.7 lb.
400.09	2"		1.4 lb.
400.10	1 3/4"		1.2 lb.
400.11	1 1/2"		0.9 lb.
417.08	5"	SST	4.0 lb.
417.07	4"	SST	3.5 lb.
417.06	3 1/4"	SST	2.6 lb.
417.05	2 3/4"	SST	2.1 lb.
417.04	2 1/4"	SST	1.7 lb.
417.03	2"	SST	1.5 lb.
417.02	1 3/4"	SST	1.2 lb.
417.01	1 1/2"	SST	0.9 lb.

Quick Connect, Regular Auger



Part #	Diameter	Material	Weight
300.02	7"		8.2 lb.
300.03	6"		4.6 lb.
300.04	5"		3.8 lb.
300.05	4"		2.9 lb.
300.06	3 1/4"		2.4 lb.
300.07	2 3/4"		2.0 lb.
300.08	2 1/4"		1.8 lb.
300.09	2"		1.6 lb.
300.10	1 3/4"		1.3 lb.
300.11	1 1/2"		1.3 lb.
317.08	5"	SST	4.6 lb.
317.07	4"	SST	4.0 lb.
317.06	3 1/4"	SST	3.0 lb.
317.05	2 3/4"	SST	2.5 lb.
317.04	2 1/4"	SST	3.0 lb.
317.03	2"	SST	1.9 lb.
317.02	1 3/4"	SST	1.7 lb.
317.01	1 1/2"	SST	1.3 lb.

Mud Auger Connections Continued...

Signature Series, Mud Auger



Part #	Diameter	Material	Weight
350.17	4"		2.7 lb.
350.18	3 1/4"		1.6 lb.
350.19	2 3/4"		1.9 lb.
350.20	2 1/4"		1.6 lb.

3/4" Threaded, Mud Auger



Part #	Diameter	Material	Weight
400.12	7"		9.0 lb.
400.15	6"		7.4 lb.

3/4" Threaded, Professional Mud Auger

Part #	Diameter	Material	Weight
402.39	4"		3.3 lb.
402.27	3 1/4"		2.6 lb.
402.28	2 3/4"		2.3 lb.
402.37	2 1/4"		1.5 lb.

5/8" Threaded, Mud Auger



Part #	Diameter	Material	Weight
400.16	5"		4.3 lb.
400.17	4"		3.3 lb.
400.18	3 1/4"		2.3 lb.
400.19	2 3/4"		1.9 lb.
400.20	2 1/4"		2.3 lb.
400.21	2"		1.5 lb.
400.22	1 3/4"		1.2 lb.
400.23	1 1/2"		1.0 lb.
418.00	5"	SST	3.8 lb.
418.07	4"	SST	3.4 lb.
418.06	3 1/4"	SST	2.3 lb.
418.05	2 3/4"	SST	2.0 lb.
418.04	2 1/4"	SST	1.7 lb.
418.03	2"	SST	1.5 lb.
418.02	1 3/4"	SST	1.2 lb.
418.01	1 1/2"	SST	1.0 lb.

Quick Connect, Mud Auger



Part #	Diameter	Material	Weight
300.12	7"		8.5 lb.
300.15	6"		7.7 lb.
300.16	5"		4.4 lb.
300.17	4"		3.6 lb.
300.18	3 1/4"		2.6 lb.
300.19	2 3/4"		2.3 lb.
300.20	2 1/4"		2.0 lb.
300.21	2"		1.8 lb.
300.22	1 3/4"		1.5 lb.
300.23	1 1/2"		1.2 lb.
318.08	5"	SST	5.6 lb.
318.07	4"	SST	3.2 lb.
318.06	3 1/4"	SST	2.8 lb.
318.05	2 3/4"	SST	2.4 lb.
318.04	2 1/4"	SST	2.8 lb.
318.03	2"	SST	1.9 lb.
318.02	1 3/4"	SST	1.6 lb.
318.01	1 1/2"	SST	1.3 lb.

Sand Auger Connections Continued...

Signature Series, Sand Auger



Part #	Diameter	Material	Weight
350.39	4"		3.5 lb.
350.40	3 1/4"		2.6 lb.
350.41	2 3/4"		2.1 lb.
350.42	2 1/4"		1.7 lb.

3/4" Threaded, Sand Auger



Part #	Diameter	Material	Weight
400.36	7"		10.7 lb.
400.37	6"		7.8 lb.

5/8" Threaded, Sand Auger



Part #	Diameter	Material	Weight
400.38	5"		4.3 lb.
400.39	4"		3.5 lb.
400.40	3 1/4"		2.6 lb.
400.41	2 3/4"		2.1 lb.
400.42	2 1/4"		1.7 lb.
400.43	2"		1.5 lb.
400.44	1 3/4"		1.2 lb.
400.45	1 1/2"		1.0 lb.
419.08	5"	SST	4.0 lb.
420.07	4"	SST	3.6 lb.
420.06	3 1/4"	SST	2.6 lb.
420.05	2 3/4"	SST	2.2 lb.
420.04	2 1/4"	SST	1.8 lb.
420.03	2"	SST	1.5 lb.
420.02	1 3/4"	SST	2.3 lb.
420.01	1 1/2"	SST	0.9 lb.

Quick Connect, Sand Auger



Part #	Diameter	Material	Weight
300.36	7"		11.1 lb.
300.37	6"		8.2 lb.
300.38	5"		4.6 lb.
300.39	4"		3.8 lb.
300.40	3 1/4"		2.9 lb.
300.41	2 3/4"		2.4 lb.
300.42	2 1/4"		2.0 lb.
300.43	2"		1.8 lb.
300.44	1 3/4"		1.6 lb.
300.45	1 1/2"		1.3 lb.
320.08	5"	SST	5.8 lb.
320.07	4"	SST	4.0 lb.
320.06	3 1/4"	SST	3.1 lb.
320.05	2 3/4"	SST	2.6 lb.
320.04	2 1/4"	SST	2.2 lb.
320.03	2"	SST	2.0 lb.
320.02	1 3/4"	SST	1.7 lb.
320.01	1 1/2"	SST	1.4 lb.

Reinforced Augers

AMS reinforced augers are adaptations of our popular regular soil, mud, and sand augers. They are specially designed for heavy-duty augering. Three additional gussets provide extra strength to help prevent the top of the auger from twisting or bending, which allow the augers to withstand unusual, and considerable amounts of power. AMS reinforced augers are available in carbon steel and stainless steel models. Both models have stainless steel cylinders. Carbon steel models feature heat-treated, high-carbon steel bits with tungsten carbide hard-surfaced edges. Stainless steel models use stainless steel bails, cylinders, and bits; they are ideal for environmental sampling and EPA testing.




#400.06 Augers create a borehole wider than the cylinder for easy removal.

Like the regular soil, mud, and sand augers, reinforced augers are available in carbon steel and stainless steel models.

Carbon steel models feature heat-treated, high-carbon steel bits with tungsten carbide hard-surfaced edges.

Stainless steel (SST) models are ideal for EPA testing. They have SST bails, cylinders, and bits.

#413.06



Add the 3/4" connection to your augers for only \$25.

The top gusset provides support to help prevent twisting. It is useful in very hard, rocky soils, or when the augered hole is exceptionally deep.

The two lower gussets help to prevent the bail from bending at the connection point.

5" diameter regular soil and mud augers utilize three cutting teeth, rather than two.



#400.04



To remove soil from AMS augers, tip the auger and tap the cylinder.

#413.05



#415.27



#413.18



#414.71

Reinforced Regular Augers

Reinforced regular soil augers are used to obtain disturbed soil samples and bore to depths in difficult lithologies. The bits are open to allow entry of small soil clumps and rocks.

5/8" Threaded, Reinforced Regular Auger

Part #	Diameter	Material	Weight
413.04	5"		4.3 lb.
413.05	4"		3.5 lb.
413.06	3 1/4"		2.6 lb.
413.07	2 3/4"		2.1 lb.
413.08	2 1/4"		1.7 lb.
415.31	5"	SST	4.1 lb.
415.29	4"	SST	3.5 lb.
415.27	3 1/4"	SST	2.6 lb.
415.25	2 3/4"	SST	2.1 lb.
415.23	2 1/4"	SST	1.7 lb.

Quick Connect, Reinforced Regular Auger

Part #	Diameter	Material	Weight
413.27	5"		4.6 lb.
413.29	4"		3.8 lb.
413.31	3 1/4"		2.9 lb.
413.33	2 3/4"		2.4 lb.
413.35	2 1/4"		2.0 lb.
414.17	5"	SST	4.6 lb.
414.15	4"	SST	4.0 lb.
414.13	3 1/4"	SST	3.0 lb.
414.11	2 3/4"	SST	2.6 lb.
414.09	2 1/4"	SST	3.0 lb.

Reinforced Mud Augers

Reinforced mud augers feature two openings in the cylinder wall to facilitate emptying of the collected soil. They have widely-spaced bits to ease entry of moist, sticky soils.

5/8" Threaded, Reinforced Mud Auger

Part #	Diameter	Material	Weight
413.16	5"		4.1 lb.
413.17	4"		3.3 lb.
413.18	3 1/4"		2.3 lb.
413.19	2 3/4"		1.9 lb.
413.20	2 1/4"		2.3 lb.
415.33	5"	SST	4.2 lb.
415.47	4"	SST	3.4 lb.
415.45	3 1/4"	SST	2.3 lb.
415.43	2 3/4"	SST	2.0 lb.
415.41	2 1/4"	SST	1.7 lb.

Quick Connect, Reinforced Mud Auger

Part #	Diameter	Material	Weight
413.43	5"		4.4 lb.
413.45	4"		3.6 lb.
413.47	3 1/4"		2.6 lb.
413.49	2 3/4"		2.3 lb.
413.51	2 1/4"		2.0 lb.
414.33	5"	SST	5.6 lb.
414.31	4"	SST	3.2 lb.
414.29	3 1/4"	SST	2.8 lb.
414.27	2 3/4"	SST	2.4 lb.
414.25	2 1/4"	SST	2.8 lb.

Reinforced Sand Augers

Reinforced sand augers feature a closed bit design with a restricted opening to prevent the loss of the sampled material during retrieval. They are more reliable in loose, unconsolidated soil conditions.

5/8" Threaded, Reinforced Sand Auger

Part #	Diameter	Material	Weight
414.67	5"		4.3 lb.
414.69	4"		3.5 lb.
414.71	3 1/4"		2.6 lb.
414.73	2 3/4"		2.1 lb.
414.75	2 1/4"		1.7 lb.
415.63	5"	SST	4.3 lb.
415.79	4"	SST	3.6 lb.
415.77	3 1/4"	SST	2.6 lb.
415.75	2 3/4"	SST	2.2 lb.
415.71	2 1/4"	SST	1.8 lb.

Quick Connect, Reinforced Sand Auger

Part #	Diameter	Material	Weight
413.61	5"		4.6 lb.
413.63	4"		3.8 lb.
413.65	3 1/4"		2.9 lb.
413.67	2 3/4"		2.4 lb.
413.69	2 1/4"		2.0 lb.
414.47	5"	SST	5.8 lb.
414.61	4"	SST	4.0 lb.
414.59	3 1/4"	SST	3.1 lb.
414.57	2 3/4"	SST	2.6 lb.
414.55	2 1/4"	SST	2.3 lb.



Replacement Bits & Repair Services

Save money by repairing your regular, mud, sand, and reinforced auger bits! Contact AMS customer service. Let us know what products need repairs. We will assign you a Return Merchandise Authorization (RMA) number that you will need to write on the package you are using to return the products. We can usually repair your product within 7-10 business days and have it shipped back to you.

*Note: Costs of labor and shipping are not included.



used #300.07 fixed #300.07



#413.18
5/8" threaded,
reinforced mud auger



#413.06
5/8" threaded,
reinforced regular auger

	Regular Bits	Mud Bits	Sand Bits
Diameter	Part #	Part #	Part #
5"	415.15	400.27	423.07
4"	400.73	400.28	423.06
3 1/4"	415.30	400.29	423.05
2 3/4"	415.20	400.30	423.04
2 1/4"	400.72	400.31	423.03
2"	400.74	400.32	423.08
1 3/4"	400.71	400.33	423.02
1 1/2"	400.70	400.34	423.01

Edelman Augers

These augers feature Eijkelkamp's quality edelman auger bodies combined with the versatility of the AMS 5/8" threaded, signature series, and quick connect connection systems. Eijkelkamp edelman augers are widely used for the study of soil composition, soil profiling, and soil mapping. They feature a screw-like point at the base of the auger that enters into the soil as you push and turn the auger clockwise. The soil sample is guided into the auger by two vaulted vertical cutting blades. The vaulted design promotes soil digging and ensures a firm hold of the sample in the auger. Edelman augers utilize drilling bits made of untreated steel to avoid contamination of collected soil samples. There are four types of edelman augers: combination, clay, sand, and coarse sand. The combination soil edelman (below) is the most commonly used, but the auger type should be chosen with respect to the soil conditions in order to achieve optimal results.



The combination, clay, sand, and coarse sand edelman augers are used for soil composition, soil profiling, and soil mapping. The combination edelman is the most commonly used, but the auger type should be chosen with respect to the soil conditions.

#401.72



Combination Edelman Augers

Combination edelman augers are used in a variety of soil conditions. They retain sandy material well, and more cohesive mud and clay soils can be easily removed from the body. A one-piece combination edelman is also available.

Signature Series

Combination Edelman Auger

Part #	Diameter	Weight
401.67	2" (5 cm)	0.7 lb.
401.70	2 3/4" (7 cm)	1.1 lb.
401.73	4" (10cm)	1.7 lb.
401.76	6" (15cm)	2.9 lb.

5/8" Threaded,

Combination Edelman Auger

Part #	Diameter	Weight
401.66	2" (5 cm)	0.7 lb.
401.69	2 3/4" (7 cm)	1.1 lb.
401.72	4" (10 cm)	1.7 lb.
401.75	6" (15 cm)	2.9 lb.

Quick Connect

Combination Edelman Auger

Part #	Diameter	Weight
401.68	2" (5 cm)	0.7 lb.
401.71	2 3/4" (7 cm)	1.1 lb.
401.74	4" (10 cm)	1.7 lb.
401.77	6" (15 cm)	2.9 lb.

Hex Quick Pin, Combination Edelman Auger

Part #	Diameter
58541	2" (5 cm)
58542	2 3/4" (7 cm)
58543	4" (10 cm)
58544	6" (15 cm)



#401.69 Shown at multiple angles

Open-Face Augers

The unique design of the open-face auger allows for quicker penetration into combination soils. Its advanced cutting head helps the auger pull itself into the ground with little effort and yields quicker soil penetration. The cylinder is made of thick, 10 gauge, high-carbon steel. The special cutting head and thick body make the open-face auger especially useful in tough combination soils – from mud and clay to hard-pan. The open design also allows for a quick visual profile of the sample and for easy soil extraction. A one-piece open-face auger is also available.

Signature Series, Open-Face Auger

Part #	Diameter	Weight
400.57	2.5"	1.3 lb.

5/8" Threaded, Open-Face Auger

Part #	Diameter	Weight
400.55	2.5"	1.3 lb.

Quick Connect, Open-Face Auger

Part #	Diameter	Weight
400.56	2.5"	1.7 lb.

Hex Quick Pin, Open-Face Auger

Part #	Diameter	Weight
58540	2.5"	1.7 lb.




#400.55

Idaho Spoon

This zinc-plated cleanout tool is used to quickly and easily remove soil from the AMS open-face (left) auger and the one-piece open-face auger.

Idaho Spoon

Part #	Weight	Price
55647	0.5 lb.	\$ 26.90



#55647





401.91

Coarse Sand Edelman Augers

Edelman coarse sand augers are used in very non-cohesive, dry, sandy soils. The blades of the auger are extended to almost close the auger.

Signature Series, Coarse Sand Edelman Auger

Part #	Diameter	Weight
401.92	2 3/4" (7 cm)	1.5 lb.

5/8" Threaded, Coarse Sand Edelman Auger

Part #	Diameter	Weight
401.91	2 3/4" (7 cm)	1.5 lb.

Quick Connect, Coarse Sand Edelman Auger

Part #	Diameter	Weight
401.93	2 3/4" (7 cm)	1.5 lb.

Hex Quick Pin Coarse Sand Edelman Auger

Part #	Diameter	Weight
58545	2 3/4" (7 cm)	1.5 lb.



401.81

Sand Edelman Augers

Edelman sand augers are designed with broad blades that allow them to retain excellent samples from non-cohesive, sandy soils.

Signature Series, Sand Edelman Auger

Part #	Diameter	Weight
401.79	2 3/4" (7 cm)	1.1 lb.
401.82	4" (10 cm)	1.8 lb.

5/8" Threaded, Sand Edelman Auger

Part #	Diameter	Weight
401.78	2 3/4" (7 cm)	1.1 lb.
401.81	4" (10 cm)	1.8 lb.

Quick Connect, Sand Edelman Auger

Part #	Diameter	Weight
401.80	2 3/4" (7 cm)	1.1 lb.
401.83	4" (10 cm)	1.8 lb.

Hex Quick Pin, Sand Edelman Auger

Part #	Diameter	Weight
58546	2 3/4" (7 cm)	1.1 lb.
58547	4" (10 cm)	1.8 lb.



401.87

Clay Edelman Augers

Edelman clay augers have narrow blades that minimize friction in cohesive soils and cause little resistance during retrieval.

Signature Series, Clay Edelman Auger

Part #	Diameter	Weight
401.85	2 3/4" (7 cm)	0.9 lb.
401.88	4" (10 cm)	1.6 lb.

5/8" Threaded, Clay Edelman Auger

Part #	Diameter	Weight
401.84	2 3/4" (7 cm)	0.9 lb.
401.87	4" (10 cm)	1.6 lb.

Quick Connect, Clay Edelman Auger

Part #	Diameter	Weight
401.86	2 3/4" (7 cm)	0.9 lb.
401.89	4" (10 cm)	1.6 lb.

Hex Quick Pin, Clay Edelman Auger

Part #	Diameter	Weight
58548	2 3/4" (7 cm)	0.9 lb.
58549	4" (10 cm)	1.6 lb.



401.94



401.97

Stony Soil Augers

Stony soil augers are used in soils with significant gravel content. They are made using a heavy steel strip with cutting bits that create boreholes wider than their bodies.

Signature Series, Stony Soil Auger

Part #	Diameter	Weight
401.95	2 3/4" (7 cm)	2.1 lb.
401.98	4" (10 cm)	3.0 lb.

5/8" Threaded, Stony Soil Auger

Part #	Diameter	Weight
401.94	2 3/4" (7 cm)	2.1 lb.
401.97	4" (10 cm)	3.0 lb.

Quick Connect, Stony Soil Auger

Part #	Diameter	Weight
401.96	2 3/4" (7 cm)	2.1 lb.
401.99	4" (10 cm)	3.0 lb.

Hex Quick Pin, Stony Soil Auger

Part #	Diameter	Weight
58550	2 3/4" (7 cm)	2.1 lb.
58551	4" (10 cm)	3.0 lb.

The coarse sand edelman auger is able to collect dry, sandy soils that have little or no cohesion.

#401.91



The 4" stony soil auger has an added support gusset to prevent bending or twisting.

#401.97



Dutch Augers

Dutch augers allow you to easily collect disturbed soil samples in heavily rooted areas. Hand forged from high-carbon steel and honed to a fine cutting edge, this auger will cut through highly fibrous and heavily rooted soils. It is excellent for use in forests, vineyards, and orchards. The unique open design of the Dutch auger also allows for easier removal of hard or wet soils. The AMS Dutch auger is similar in its design to the Eijkelkamp combination Edelman auger.

Signature Series, Dutch Augers

Part #	Diameter	Weight
350.59	3"	1.3 lb.
350.61	2"	1.0 lb.



5/8" Threaded, Dutch Augers

Part #	Diameter	Weight
400.59	3"	1.3 lb.
400.61	2"	1.0 lb.

Quick Connect, Dutch Augers

Part #	Diameter	Weight
300.59	3"	1.7 lb.
300.61	2"	1.5 lb.

Hex Quick Pin, Dutch Augers

Part #	Diameter	Weight
300.64	3"	1.7 lb.
300.63	2"	1.5 lb.



Dutch augers are ideal in heavily rooted areas. They are excellent in forests, vineyards, and orchards.

#400.61

Soil Recovery Augers



Soil recovery augers (SRAs) are used to auger to depth and collect a disturbed sample into a liner. They lift soil into a liner while creating a borehole that is wider than the cylinder for easy removal. They have protective sealings to help reduce the loss of volatile compounds and a smooth finish for easy decontamination. They include a SST cylinder, hollow top cap with an attached bail, solid-vented top cap, plastic liner, end caps, and a universal slip wrench. They are available with tungsten carbide hard-surfaced bits, or SST bits. They use liners that are 1/4" smaller in diameter than the cylinder. AMS also offers core and split-core samplers. Disposable core samplers that allow for field extraction, extrusion, and preservation are also available.

*Note: Samples may not be suitable for some VOC analysis.

Soil Recovery Auger Replacement Parts

SOIL RECOVERY AUGER CAPS, 5/8" THREADED

Part #	Diameter	Length	Item	Material	Weight
421.18	3 1/4"		SRA Solid Cap	SST	2.4 lb.
421.14	2 1/4"		SRA Solid Cap	SST	1.2 lb.
421.19	3 1/4"		SRA Hollow Cap	SST	1.6 lb.
421.15	2 1/4"		SRA Hollow Cap	SST	1.2 lb.

SOIL RECOVERY AUGER BODY

421.16	3 1/4"	10"	SRA Cylinder		3.8 lb.
421.17	3 1/4"	12"	SRA Cylinder		4.4 lb.
421.12	2 1/4"	8"	SRA Cylinder		2.1 lb.
421.13	2 1/4"	10"	SRA Cylinder		2.5 lb.
421.27	3 1/4"	10"	SRA Cylinder	SST	3.7 lb.
421.28	3 1/4"	12"	SRA Cylinder	SST	4.4 lb.
421.24	2 1/4"	8"	SRA Cylinder	SST	2.1 lb.
421.26	2 1/4"	10"	SRA Cylinder	SST	2.5 lb.

MISCELLANEOUS

421.29			Universal Slip Wrench		1.3 lb.
--------	--	--	-----------------------	--	---------

LINERS & END CAPS

422.01	3"	10"	Plastic Liner		0.3 lb.
422.02	3"	12"	Plastic Liner		0.3 lb.
422.03	2"	8"	Plastic Liner		0.2 lb.
422.04	2"	10"	Plastic Liner		0.2 lb.
418.09	3"		Plastic End Caps		0.1 lb.
418.10	2"		Plastic End Caps		0.1 lb.

5/8" Threaded, Soil Recovery Augers

Part #	Diameter	Length	Item	Material	Weight
421.01	3 1/4"	10"	SRA Complete		9.2 lb.
421.02	3 1/4"	12"	SRA Complete		10.1 lb.
421.05	2 1/4"	8"	SRA Complete		5.7 lb.
421.06	2 1/4"	10"	SRA Complete		6.2 lb.
421.03	3 1/4"	10"	SRA Complete	SST	9.3 lb.
421.04	3 1/4"	12"	SRA Complete	SST	10.1 lb.
421.07	2 1/4"	8"	SRA Complete	SST	5.8 lb.
421.08	2 1/4"	10"	SRA Complete	SST	6.2 lb.

Triple-Lead Flighted Screw Augers

AMS triple-lead flighted screw augers are able to bore holes in compacted soil lithologies to allow the user to collect a disturbed soil sample. They weigh less than regular flighted screw augers, and they are constructed using carbon steel and a precise heat-treating and hardening process – making them some of the strongest soil augers available. Flighted auger sampling kits that utilize powered drills are also available for those who need to go deeper, faster.

* Not For Use w/ Rotary Hammer Drills

5/8" Threaded, Triple-Lead Flighted Screw Augers

Part #	Diameter	Length	Weight
424.60	1 1/4"	18"	2.0 lb.
424.61	1 1/2"	18"	2.0 lb.



#424.60

Flighted Screw Augers

AMS flighted screw augers are capable of creating a borehole in tough, hardened soil conditions – allowing the user to collect a disturbed sample. These robust augers are made of carbon steel and feature single-twisted flighting with smooth edges that allow for easy soil penetration.

5/8" Threaded, Flighted Screw Augers

Part #	Diameter	Length	Weight
405.05	2"	12"	2.2 lb.
405.03	1 3/4"	12"	1.8 lb.
405.02	1 1/2"	12"	1.5 lb.



#405.02



Light-weight flighted augers are made for hardened soils.

#405.05

Quick Connect, Flighted Screw Augers

Part #	Diameter	Length	Weight
305.01	2"	12"	4.8 lb.
305.03	1 3/4"	12"	3.6 lb.
305.02	1 1/2"	12"	3.0 lb.

Planer Augers

AMS planer augers remove loose soil and other materials from the bottoms of already augered holes. They have a cutting blade on the underside of the auger cylinder. The flat, slotted design of the planer auger head allows it to remove loose material from the bottom of a borehole in preparation for the collection of a soil core sample, or to conduct geotechnical testing. Planer augers have a carbon steel bail, stainless steel cylinder and tungsten carbide hard surfaced cutting blade.

5/8" Threaded, Planer Augers

Part #	Diameter	Weight
400.51	3 1/4"	2.0 lb.
400.52	2 3/4"	1.6 lb.
400.53	2 1/4"	1.3 lb.



#400.51

Gouge Augers

AMS gouge augers are designed for sampling wet clay and peat. They have a long, tapered stainless steel, semi-cylindrical chamber that is perfect for collecting undisturbed samples from very soft, wet soils while minimizing disturbance to any soft cohesive layers. When a gouge auger is pushed into the soil, twisted, and recovered, it can completely display a full and virtually undisturbed soil profile of peaty soil. Gouge augers are made of stainless steel. If necessary, use a slide hammer to push the gouge auger into the soil and to help pull it out. See page 93 for details.



#54545

#53764

5/8" Threaded, Gouge Augers

Part #	Diameter	Len vbght	Material	Weight
54545	1 1/4"	40"	SST	4.3 lb.
53764	2 1/2"	40"	SST	10.2 lb.



Samples collected with gouge augers can be viewed immediately.

#54545

Soil Auger Field Kits

Soil auger field kits combine the preferred auger size of professionals all over the world with our most popular components. These kits are available with signature series, 3/4" threaded, 5/8" threaded, hex quick pin, and quick connect connections. They come with a 3 1/4" regular auger, 4' extension, and an 18" rubber-coated handle.

Signature Series, 3 1/4" Regular Soil Auger Field Kit

Part #	Item	Weight
400.141	3 1/4" Sig. Auger Field Kit	6.0 lb.
REPLACEMENT PARTS		
350.06	3 1/4" Regular Auger	2.7 lb.
351.03	4' Series Extension	1.7 lb.
351.54	18" Rubber-Coated Handle	1.1 lb.

3/4" Threaded, Professional 3 1/4" Regular Soil Auger Field Kit

Part #	Item	Weight
400.143	3 1/4" Pro Auger Field Kit	6.5 lb.
REPLACEMENT PARTS		
402.25	3 1/4" Regular Auger	2.9 lb.
402.32	4' Extension	2.0 lb.
402.31	18" Rubber-Coated Handle	1.3 lb.

5/8" Threaded, 3 1/4" Regular Soil Auger Field Kit


Part #	Item	Weight
400.14	3 1/4" Reg. Auger Field Kit	5.3 lb.
REPLACEMENT PARTS		
400.06	3 1/4" Regular Auger	2.6 lb.
408.03	4' Extension	2.3 lb.
406.04	18" Rubber-Coated Handle	1.3 lb.

Quick Connect, 3 1/4" Regular Soil Auger Field Kit

Part #	Item	Weight
400.142	3 1/4" QC Auger Field Kit	7.7 lb.
REPLACEMENT PARTS		
300.06	3 1/4" Regular Auger	2.9 lb.
309.03	4' Extension	3.2 lb.
306.06	18" Rubber-Coated Handle	1.3 lb.

Hex Quick Pin, 3 1/4" Regular Soil Auger Field Kit

Part #	Item	Weight
58534	3 1/4" Hex QP Auger Field Kit	7.7 lb.
REPLACEMENT PARTS		
58501	3 1/4" Hex QP Regular Auger	2.9 lb.
58505	4' Hex QP Extension	3.2 lb.
58504	Hex QP 18" Rubber-Coated Cross Handle	1.3 lb.



One-Piece Open-Face Auger

This thick, one-piece design, with its unique, hand-formed aggressive cutting head, pulls itself into the ground with little effort from the user. The one-piece open-face auger quickly penetrates through combination soils, from mud or clay to hard pan. The open-face design is especially useful for obtaining quick visual profiles and provides for easy soil extraction. The attached 16" rubber-gripped handle gives it a total length of 48" and can be used to auger to 3' below the ground surface. The auger is made of gold zinc-plated chromoly.

One-Piece Open-Face Auger

Part #	Diameter	Length	Weight
400.54	2 1/2"	48"	4.1 lb.

One-Piece Regular Soil & Mud Augers

AMS one-piece regular augers and mud augers are powder-coated for rust-resistance and have an attached 16" rubber-gripped cross handle. They are inexpensive, lightweight alternatives for anyone who does not need to bore holes deeper than 4'. The 4" models are perfect for quickly digging post holes because they eliminate the back and shoulder jarring caused by traditional post-hole diggers. They are made of powder-coated chromoly, carbon steel, and stainless steel. They are 53" in length.

One-Piece Regular Soil Augers

Part #	Diameter	Length	Weight
400.48	2 3/4"	51"	4.1 lb.
400.46	4"	53"	5.5 lb.

One-Piece Mud Augers

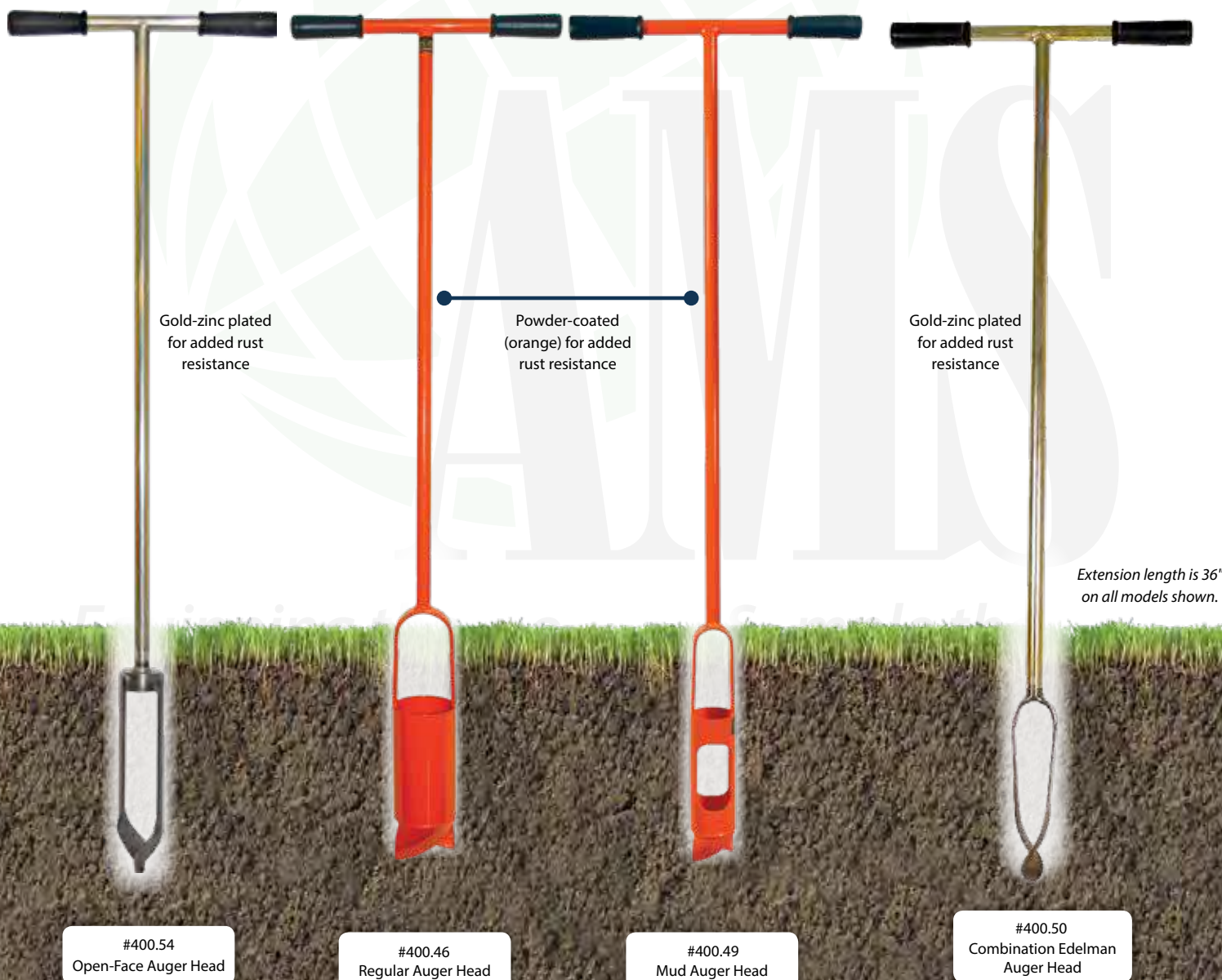
Part #	Diameter	Length	Weight
400.49	2 3/4"	51"	4.1 lb.
400.47	4"	53"	5.5 lb.

One-Piece Combination Edelman Auger

The one-piece combination edelman auger has a total length of 48" and is capable of augering as deep as 3'. The attached 16" rubber-gripped handle is welded to the steel shaft which is also welded to an Eijelkamp combination edelman auger head. It is versatile, lightweight and easy to use. It requires no assembly in the field and works well in a variety of soil conditions. The one-piece combination edelman auger is made of high-carbon steel and gold zinc-plated chromoly.

One-Piece Combination Edelman

Part #	Diameter	Length	Weight
400.50	2 3/4" (7cm)	46" (122 cm)	3.0 lb. (1.4 kg)
400.79	2" (5cm)	44" (111.76)	2.85 lb (0.45 kg)



Telescoping Augers

AMS telescoping auger systems extend to 8'! These auger setups are 5' 4" long when not extended. They are designed for easy transport and storage, and they come with a rubber-gripped handle, outer extension, inner extension, auger head – regular, mud, or sand – and three snap pins. The snap-pins are used to lock the cross handle, extensions, and auger head together. To enhance the performance of this auger, order the optional 18" ratcheting cross handle. Various additional auger heads may be ordered separately. The augers included in these kits have carbon steel bails, stainless steel cylinders, and high-carbon steel bits with tungsten carbide hard-surfacing. The handles and extensions are made of chromoly. Contact AMS customer service for more information.

Telescoping Regular Soil Auger Kits

Part #	Diameter	Weight
301.68	2 1/4"	6.9 lb.
301.67	2 3/4"	7.2 lb.
301.66	3 1/4"	7.7 lb.
301.65	4"	8.6 lb.

Telescoping Mud Auger Kits

Part #	Diameter	Weight
301.80	2 1/4"	5.7 lb.
301.79	2 3/4"	6.0 lb.
301.78	3 1/4"	7.4 lb.
301.77	4"	8.4 lb.

Telescoping Sand Auger Kits

Part #	Diameter	Weight
301.90	3 1/4"	7.9 lb.

Telescoping Replacement Parts & Accessories

Part #	Diameter	Length	Item	Weight
301.08	2 1/4"		Telescoping Regular Auger	1.8 lb.
301.20	2 1/4"		Telescoping Mud Auger	1.6 lb.
301.42	2 1/4"		Telescoping Sand Auger	1.8 lb.
301.07	2 3/4"		Telescoping Regular Auger	2.8 lb.
301.19	2 3/4"		Telescoping Mud Auger	1.8 lb.
301.41	2 3/4"		Telescoping Sand Auger	2.8 lb.
301.06	3 1/4"		Telescoping Regular Auger	2.5 lb.
301.18	3 1/4"		Telescoping Mud Auger	2.2 lb.
301.40	3 1/4"		Telescoping Sand Auger	2.7 lb.
301.05	4"		Telescoping Regular Auger	3.6 lb.
301.17	4"		Telescoping Mud Auger	3.3 lb.
301.39	4"		Telescoping Sand Auger	3.5 lb.
407.35		4'- 8'	Telescoping Extension	4.4 lb.
406.81		18"	Telescoping Cross Handle	0.8 lb.
406.84		18"	Telescoping Ratcheting Handle	2.1 lb.
MISCELLANEOUS				
12766			Snap Pin	0.1 lb.



Soil Core Samplers

Soil core samplers are used to collect virtually undisturbed soil samples for soil profiling and environmental investigations. A core sample may be collected at the surface or from the bottom of a pre-augered borehole. Samples may be collected into aluminium, brass, stainless steel, or plastic liners, or directly into the body of a split-core sampler for immediate examination of the sample.

Soil Core Sampler Application:

- Insert a suitable liner (if necessary).
- Thread the top cap and appropriate tip (if needed) to the cup and tighten.
- Attach your extension to the top cap.
- Attach a slide hammer or cross handle to the extension and tighten.
- To collect a core sample using a cross handle, twist the cross handle clock-wise while pressing down. If using a slide hammer, raise the hammer and allow it to fall to drive the sampler into the soil. Remove the sampler by pulling up on the handle, or by reverse hammering.
- Disconnect the sampler from the extension. Keeping the sampler vertical, remove the top cap. If using a liner, remove the liner and push your plastic end caps onto each end of the liner.
- Clean the sampler and ensure that all soil particles are removed from the threads. Use a wire brush if necessary.

Core Sampler Cup & Cap

Core samplers allow the user to collect relatively undisturbed soil core samples from the subsurface or pre-augered boreholes. Samples are collected into liners that may be properly prepared and transferred to a lab for soil profiling or chemical analysis. The liner may also be extruded in the field for immediate examination of the core sample. Core samplers include a sampler body (cup) and a cap. They are made using carbon steel or stainless steel (SST) and sized by the OD of the liner. Core sampling kits are available (see page 45).

*Note: The AMS 3/4in connection may be added to core samplers for only \$25. Special lengths are also available. Contact AMS for details. Slide hammers and extensions may be ordered separately (see page 93 - 94).



Signature Series, Core Sampler Cup & Caps

Part #	Diameter	Length	Material	Weight
354.16	2"	6"	4130	2.9 lb.
354.15	1 1/2"	6"	4130	2.1 lb.



5/8" Threaded, Core Sampler Cup & Caps

Part #	Diameter	Length	Material	Weight
404.38	1 1/2"	6"	4130	2.1 lb.
403.96	1 1/2"	12"	4130	3.3 lb.
404.07	2"	2"	4130	2.0 lb.
404.08	2"	3"	4130	2.2 lb.
404.09	2"	4"	4130	2.4 lb.
404.10	2"	6"	4130	2.9 lb.
404.49	2"	12"	4130	4.2 lb.
404.51	2 1/2"	6"	4130	3.9 lb.
404.48	3"	6"	4130	4.9 lb.
404.72	1 1/2"	6"	SST	2.5 lb.
404.88	1 1/2"	12"	SST	3.5 lb.
404.68	2"	2"	SST	2.2 lb.
404.69	2"	3"	SST	2.5 lb.
404.70	2"	4"	SST	2.8 lb.
404.71	2"	6"	SST	3.5 lb.
404.75	2"	12"	SST	5.3 lb.
404.73	2 1/2"	6"	SST	4.5 lb.
404.74	3"	6"	SST	5.8 lb.



Collect a soil core sample from the surface or a pre-augered borehole.



#404.10



Core Sampler Complete

Save up to 7% by ordering a complete set-up that includes the regular core sampler cup and cap, a regular slide hammer, plastic liner, and two plastic end caps.



#404.45



Signature Series, Core Sampler Completes

Part #	Diameter	Length	Material	Weight
354.26	2"	6"	4130	13.1 lb.
354.25	1 1/2"	6"	4130	12.3 lb.



5/8" Threaded, Core Sampler Completes

Part #	Diameter	Length	Material	Weight
404.39	1 1/2"	6"	4130	12.3 lb.
403.97	1 1/2"	12"	4130	13.5 lb.
404.02	2"	2"	4130	12.2 lb.
404.03	2"	3"	4130	12.5 lb.
404.04	2"	4"	4130	12.6 lb.
404.05	2"	6"	4130	13.1 lb.
404.50	2"	12"	4130	14.4 lb.
404.44	2 1/2"	6"	4130	14.1 lb.
404.45	3"	6"	4130	15.1 lb.
404.64	1 1/2"	6"	SST	12.7 lb.
404.87	1 1/2"	12"	SST	13.6 lb.
404.60	2"	2"	SST	12.4 lb.
404.61	2"	3"	SST	12.7 lb.
404.62	2"	4"	SST	13.0 lb.
404.63	2"	6"	SST	13.7 lb.
404.67	2"	12"	SST	15.5 lb.
404.65	2 1/2"	6"	SST	14.7 lb.
404.66	3"	6"	SST	16.0 lb.



Core samples are collected into liners.





Plastic Liners, End Caps, & Core Catchers

Part #	Diameter	Length	Item	Weight
405.08	1 1/2"	6"	Liner	0.1 lb.
406.53	1 1/2"	12"	Liner	0.1 lb.
404.18	2"	2"	Liner	0.1 lb.
404.19	2"	3"	Liner	0.1 lb.
404.20	2"	4"	Liner	0.1 lb.
404.21	2"	6"	Liner	0.2 lb.
422.03	2"	8"	Liner	0.2 lb.
422.04	2"	10"	Liner	0.2 lb.
405.10	2"	12"	Liner	0.2 lb.
406.55	2 1/2"	6"	Liner	0.2 lb.
405.09	3"	6"	Liner	0.2 lb.
418.08	1 1/2"		Liner End Cap	0.1 lb.
418.10	2"		Liner End Cap	0.1 lb.
404.85	2 1/2"		Liner End Cap	0.1 lb.
418.09	3"		Liner End Cap	0.1 lb.



Signature Series, Core Sampler Caps

Part #	Diameter	Material	Weight
354.01	1 1/2"	4130	0.8 lb.
354.02	2"	4130	1.2 lb.
354.03	2 1/2"	4130	1.7 lb.
354.04	3"	4130	2.4 lb.



5/8" Threaded, Core Sampler Caps

Part #	Diameter	Material	Weight
404.41	1 1/2"	4130	0.8 lb.
404.36	2"	4130	1.2 lb.
404.43	2 1/2"	4130	1.7 lb.
404.47	3"	4130	2.4 lb.
404.59	1 1/2"	SST	0.8 lb.
404.76	2"	SST	1.2 lb.
404.86	2 1/2"	SST	1.8 lb.
404.57	3"	SST	2.4 lb.



Hex Quick Pin, Core Sampler Caps

Part #	Diameter	Material	Weight
58552	1 1/2"	4130	1.0 lb.
58507	2"	4130	1.6 lb.
58554	2 1/2"	4130	2.0 lb.
58555	3"	4130	2.7 lb.



3/4" Threaded, Core Sampler Caps

Part #	Diameter	Material	Weight
404.361	2"	4130	1.3 lb.
404.431	2 1/2"	4130	1.9 lb.
404.761	2"	SST	1.3 lb.
404.861	2 1/2"	SST	1.9 lb.

Core Sampler Cups

Part #	Diameter	Length	Material	Weight
404.40	1 1/2"	6"	4130	1.2 lb.
404.00	1 1/2"	12"	4130	2.3 lb.
404.32	2"	2"	4130	0.7 lb.
404.33	2"	3"	4130	0.9 lb.
404.34	2"	4"	4130	1.1 lb.
404.35	2"	6"	4130	1.5 lb.
404.54	2"	12"	4130	2.7 lb.
404.42	2 1/2"	6"	4130	2.0 lb.
404.46	3"	6"	4130	2.4 lb.
404.81	1 1/2"	6"	SST	1.3 lb.
404.89	1 1/2"	12"	SST	1.7 lb.
404.77	2"	2"	SST	0.8 lb.
404.78	2"	3"	SST	1.0 lb.
404.80	2"	4"	SST	1.2 lb.
404.79	2"	6"	SST	1.7 lb.
404.84	2"	12"	SST	2.9 lb.
404.82	2 1/2"	6"	SST	1.9 lb.
404.83	3"	6"	SST	2.4 lb.

Core Catchers

Part #	Item	Weight
61876	1 1/2" Core Catcher	0.1 lb.
404.90	2" Core Catcher (eggshell)	0.1 lb.
404.91	2" Core Catcher	0.1 lb.
61884	2 1/2" Core Catcher	0.1 lb.
61885	3" Core Catcher	0.1 lb.

Replacement Slide Hammers

Part #	Item	Weight
350.99	Signature Series Regular Slide Hammer	10.3 lb.
400.99	5/8" Threaded Regular Slide Hammer	10.3 lb.
58506	Hex Quick Pin Slide Hammer	11.2 lb.
57780	3/4" Threaded Pro Series Hammer	10.9 lb.

Multi-Stage Core Sampler

The multi-stage core sampler allows you to collect approximately 2"-diameter relatively undisturbed soil core samples of up to 48" deep when optional 12" multi-stage extension sections are attached. The multi-stage sampler includes a base section, solid cap, core tip, auger tip, universal slip wrench, 2" x 12" plastic liner, and two plastic end caps. This sampler has a diameter of 2 3/8" and accepts a 2" liner. The sampler base, optional extension section (right), vented top cap, and auger tip are made of 300 series stainless steel. The core tip is made of 400 series stainless steel.



#403.27

5/8" Threaded, Multi-Stage Core Sampler

Part #	Diameter	Length	Item	Weight
403.27	2 3/8"	12"	Multi-Stage Core Sampler	9.2 lb.

Multi-Stage Core Sampler Replacement Parts

Part #	Diameter	Length	Item	Matl	Weight
403.22			Multi-Stage Solid Cap	SST	1.3 lb.
403.24	2"	12"	Multi-Stage Sampler Base	SST	4.1 lb.
403.25			Multi-Stage Core Tip	SST	0.6 lb.
403.26			Multi-Stage Auger Tip	SST	0.6 lb.
405.10	2"	12"	Plastic Liner		0.2 lb.
418.10	2"		Plastic End Caps		0.1 lb.
421.29			Universal Slip Wrench		1.3 lb.

Multi-Stage Core Sampler Accessories

Part #	Diameter	Length	Item	Matl	Weight
403.23	2 3/8"	12"	Multi-Stage Extension Section	SST	3.9 lb.
403.28	2 3/8"		Multi-Stage Valved Core Tip	SST	0.8 lb.
403.29	2 3/8"		Multi-Stage Valved Auger Tip	SST	1.2 lb.
403.16	2 3/8"		Serrated MS SCS Core Tip	SST	0.6 lb.



Multi-Stage Core Sampler

How it all works

Thread the appropriate tip into the multi-stage core sampler body. Thread the extension section into the other end of the sampler body – adding additional sections as necessary. Insert your liner(s) into the extended sampler. Thread the top cap onto the top extension section. Thread your extension(s) to your top cap, and thread your cross handle or slide hammer onto your extension.

Multi-Stage Extension Section

The multi-stage core sampler extension sections have a female top thread and a male bottom thread which allow them to connect to the multi-stage core sampler body, as well as to each other. These extension sections allow the user to extend the sampler body in order to collect samples of longer lengths. Multi-stage extension sections are made of 300-series stainless steel.



#403.23

Multi-Stage Serrated Core Tip



403.16

Serrated core tips provide better cutting action & increase sample recovery in organic sediments where roots & other fibrous debris may be present.

Multi-Stage Serrated Core Tip

Part #	Item
403.16	Multi-Stage Serrated SCS Core Tip



Multi-Stage Valved Core & Auger Tips

The one-way valve core tip and valved auger tip help retain samples in loose, unconsolidated materials when pushing or augering, respectively. These tips are made of 300-series stainless steel.

AMS also offers a multi-stage sludge and sediment sampler that uses the same multi-stage sampler base section as the multi-stage core sampler. The multi-stage sludge and sediment sampler has a special vented top cap and allows for the use of a plastic core catcher that improves recovery of relatively undisturbed samples in non-cohesive, saturated materials.



#403.28



#403.29





Split-Core Samplers

Split-core samplers are now available with 3/4" connections as part of the new Professional Sampling Kit (page 50). These samplers have a vertically split cylinder (cup set) that allows for easy extraction of soil cores and minimizes the chance of disturbing the sample. It can be used without a liner to collect relatively undisturbed cores for immediate examination and testing, or with a liner to collect undisturbed samples to be prepared for laboratory analysis. The cup set interlocks and is held together by a vented top cap and tip. Split-core samplers include a cup set, cap, plastic liner, two end caps, universal slip wrench, and an auger tip and/or core tip – depending on the option selected. The cup set, cap and auger tip are made of heavy-wall, 300-series stainless steel; the core tip is 400-series stainless steel. Additional cup sets and couplers are available to collect longer samples.

Sampler ODs are 1/2" larger than liner sizes.

* Split-core samplers are now available with 3/4" connections as part of the new Professional Sampling Kit.



Signature Series, Split-Core Samplers with Core Tip and Auger Tip

Part #	Dia	Length	Matl	Weight
355.63	2 1/2"	12"	SST	12.0 lb.
355.53	2 1/2"	6"	SST	8.0 lb.
355.62	2"	12"	SST	10.5 lb.
355.52	2"	6"	SST	7.0 lb.
355.61	1 3/8"	12"	SST	8.0 lb.
355.51	1 3/8"	6"	SST	5.0 lb.

Signature Series, Split-Core Samplers with Core Tips

Part #	Dia	Length	Matl	Weight
355.43	2 1/2"	12"	SST	7.3 lb.
355.33	2 1/2"	6"	SST	7.3 lb.
355.42	2"	12"	SST	11.0 lb.
355.32	2"	6"	SST	6.0 lb.
355.41	1 3/8"	12"	SST	7.5 lb.
355.31	1 3/8"	6"	SST	4.0 lb.

Signature Series, Split-Core Samplers with Auger Tips

Part #	Dia	Length	Matl	Weight
355.23	2.5"	12"	SST	11.0 lb
355.13	2.5"	6"	SST	7.3 lb.
355.22	2"	12"	SST	9.5 lb.
355.12	2"	6"	SST	6.0lb
355.21	1 3/8"	12"	SST	7.5 lb
355.11	1 3/8"	6"	SST	4.0 lb.

5/8" Threaded, Split-Core Samplers with Core Tip and Auger Tip

Part #	Dia	Length	Matl	Weight
403.65	2 1/2"	6"	SST	8.0 lb.
403.67	2.5"	12"	SST	12.0 lb.
403.61	2"	6"	SST	7.0 lb.
403.63	2"	12"	SST	10.5 lb.
403.595	1 3/8"	6"	SST	5.0 lb.
403.596	1 3/8"	12"	SST	8.0 lb.

5/8" Threaded, Split-Core Samplers with Core Tips

Part #	Dia	Length	Matl	Weight
403.42	2 1/2"	6"	SST	7.3 lb.
403.43	2 1/2"	12"	SST	11.0 lb.
403.40	2"	6"	SST	6.0 lb.
403.41	2"	12"	SST	9.5 lb.
403.591	1 3/8"	6"	SST	4.0 lb.
403.592	1 3/8"	12"	SST	7.5 lb.

5/8" Threaded, Split-Core Samplers with Auger Tips

Part #	Dia	Length	Matl	Weight
403.57	2.5"	6"	SST	7.3 lb.
403.59	2.5"	12"	SST	11.0 lb.
403.53	2"	6"	SST	6.0 lb.
403.55	2"	12"	SST	9.5 lb.
403.593	1 3/8"	6"	SST	4.0 lb.
403.594	1 3/8"	12"	SST	7.5 lb.





Split-Core Coupling

This coupling allows you to thread cup sets together.



#403.73

Split-Core Coupling

Part #	Diameter	Weight
403.602	1 3/8"	0.3 lb.
403.73	2"	0.3 lb.
403.72	2 1/2"	0.4 lb.

Valved Core Tips & Auger Tips

AMS split-core sampler valved tips provide an efficient, affordable sludge sampling option.



#403.74



#403.752

Split-Core Valved Core Tips

Part #	Diameter	Weight
403.756	1 3/8"	0.8 lb.
403.74	2"	1.0 lb.
403.75	2 1/2"	1.2 lb.

Split-Core Valved Auger Tips

Part #	Diameter	Weight
403.758	1 3/8"	1.0 lb.
403.752	2"	1.3 lb.
403.754	2 1/2"	1.7 lb.

Split-Core Sampler Core Tips

Part #	Diameter	Material	Weight
403.51	2 1/2"	SST	0.7 lb
403.50	2"	SST	0.6 lb
403.601	1 3/8"	SST	0.5 lb

Split-Core Sampler Auger Tips

Part #	Diameter	Material	Weight
403.71	2 1/2"	SST	1.0 lb
403.69	2"	SST	0.7 lb
403.60	1 3/8"	SST	0.5 lb



Split-Core Sampler Cup Sets

Part #	Diameter	Length	Material	Weight
403.46	2 1/2"	6"	SST	3.0 lb
403.44	2"	6"	SST	2.5 lb
403.597	1 3/8"	6"	SST	1.9 lb
403.47	2 1/2"	12"	SST	5.7 lb
403.45	2"	12"	SST	5.1 lb
403.598	1 3/8"	12"	SST	4.0 lb



#355.02



#58557



#403.48



#402.35

Professional split-core caps have thicker tops and stronger threads.

Signature Series, Split-Core Sampler Caps

Part #	Diameter	Material
355.01	1 3/8"	SST
355.02	2"	SST
355.03	2 1/2"	SST

Hex Quick Pin, Split-Core Sampler Caps

Part #	Diameter	Material
58556	1 3/8"	SST
58557	2"	SST
58558	2 1/2"	SST

5/8" Threaded, Split-Core Sampler Caps

Part #	Diameter	Material
403.599	1 3/8"	SST
403.48	2"	SST
403.49	2 1/2"	SST

3/4" Threaded, Split-Core Sampler Caps

Part #	Diameter	Material
402.34	1 3/8"	SST
402.35	2"	SST
403.491	2 1/2"	SST

AMS SOIL PROBES

AMS soil probes are the most basic sampling tool for farmers, agricultural consultants, soil scientist, and others requiring a small diameter soil sample. Soil probes provide a simple, fast, and economic method of sample collection for soil profiling, moisture determination, and chemical analysis.

Standard Features:

- Soil probes are made of nickel-plated or unplated chromoly, or they are made entirely of stainless steel.
- All probes utilize 5/8" threaded connections and may be used with AMS 5/8" threaded extensions, cross handles, and slide hammers.
- A 10" powder-coated, rubber-gripped handle is included with all soil probes.
- Samples may be collected directly into the probe, or with certain models, into a liner.
- Liners may be prepared for off-site examination and/or laboratory analysis.
- Some models feature the unique AMS Reach-&Grab liner removal system.
- All probes feature a heat-treated tip.
- Probe tips create holes larger than the OD of the probe body for easy removal.
- Replaceable-tip options are available for added longevity of the equipment.

Unique probe options:

- Soil ejectors, scoops, and plungers are available for easy sample removal.
- AMS slide hammers, hammer-head cross handles, and adjustable footsteps are available for additional downforce.

AMS Compacted Soil Sampler Complete

Save time and energy in soil conditions where soil probes & slide hammers just won't get the job done! The AMS Compacted Soil Sampler works great for obtaining "composite" soil samples in hard compacted and frozen soils. The 1-1/16" x 21" Flighted Auger with carbide bit may be connected to any 1/2" chuck drill. The entire unit assembles/disassembles in seconds & the stainless steel footplate ensures quality samples & easy decontamination.



AMS Compacted Soil Sampler Complete

Part #	Item	Weight
58080	AMS Compacted Soil Sampler Complete	12.5 lbs.
Drills		
213.86	ECHO EDR-260 Gas Drill	13.3 lbs.
213.81	ECHO EDR-210 Drill	13.0 lbs.
Standard Augers		
21171	Flighted Screw Auger w/ Carbide Tip - 1-1/16" x 21" - w/ - 7/16" Hex Shank	1.50 lbs.
214.46	Flighted Screw Auger w/ Carbide Tip - 1-1/16" X 33" - W/ - 7/16" Hex Shank	2.50 lbs.
Bungee Cords		
21194	Bungee Cord 13"	0.01lbs.
Drill Extensions		
21195	7/16" Hex Quick Connect 12" Drill Bit Extension	1.00 lb.
214.48	7/16" Hex Quick Connect 18" Drill Bit Extension	1.00 lb.
Foot Plate		
58081	Aluminum Bucket Sampler Foot Plate	5.00 lbs.
Sampler Bucket		
58052	Drilled Bucket Sampler Bucket	1.00 lb.
Auger for Wet Soil		
214.47	Screw Auger 1 1/16" x 17" w/ 7/16" Shank	1.50 lbs.

* Kit Includes: (1-1/16" x 21" Flighted Auger w/ Carbide Tip, Aluminium Footplate, 5 gallon Bucket, (2) bungee cords, 12" Quick release extension)



Step Probes

Built-in steps allow for additional pressure to be used to drive step probes into the soil. They are available in one- or two-piece models. The two-piece model includes a 10" rubber-gripped handle. The same handle is welded to the one-piece model. Both step probes have an outer diameter of 7/8" and cut a 1/2" x 12" soil core. They are constructed of nickel-plated chromoly, and have heat-treated tips.

One-Piece Step Probe

Part #	Diameter	Length	Item	Material	Weight
401.42	7/8"	40"	One-Piece Step Probe	Plated	1.9 lb.

5/8" Threaded, Step Probe with Removable Handle

Part #	Diameter	Length	Item	Material	Weight
401.40	7/8"	33"	Step Probe w/ Handle	Plated	2.5 lb.

AMS Gator Probe

The AMS Gator Probe was designed with operator comfort & efficiency in mind. This one of a kind soil probe offers the benefits of a "closed end" soil probe, but the hinged jaw quickly transforms the unit into an "Open Ended" soil probe providing easy access to the entire soil core. Outfitted with a side foot peg allows the user to easily step the probe into the ground. The gator probe is ideal for composite sampling or field extraction of representative cores for subsequent analysis by a soil lab. The overall length of this probe is 42" with a sample recovery length of 12". The ID of the tip when closed is approx. 9/16" while the OD of the probe is 1". This soil probe is constructed of a heavy .109w DOM Steel for extra strength. The entire unit has been finished with nickel plating for added rust resistance. The 10" handle is fitted with rubber grips for operator comfort.

AMS Gator Probe

Part #	Item	Weight
401.45	AMS Gator Probe	4.7 lb.





#401.14

Regular Soil Probes

Regular soil probes are used without liners and have a slot in the body for easy sample recovery. They come with a 10" corrosion-resistant handle, and some include the regular slide hammer. They are also compatible with the hammer-head handle. They resist bending and twisting, and they are made of chromoly, nickel-plated chromoly, or stainless steel.

5/8" Threaded, Regular Soil Probes

Part #	Diameter	Length	Material	Weight
401.04	7/8"	21"	Unplated 4130	1.5 lb.
401.03	7/8"	33"	Unplated 4130	1.9 lb.
401.02	7/8"	21"	4130	1.6 lb.
401.01	7/8"	33"	4130	2.0 lb.
401.11	1 1/8"	24"	4130	2.2 lb.
401.13	7/8"	21"	SST	1.6 lb.
401.15	7/8"	33"	SST	2.0 lb.
401.17	1 1/8"	24"	SST	3.3 lb.

5/8" Threaded, Regular Soil Probes with Regular Slide Hammer

Part #	Diameter	Length	Material	Weight
401.05	7/8"	21"	4130	11.8 lb.
401.07	7/8"	33"	4130	12.2 lb.
401.19	1 1/8"	24"	4130	12.4 lb.
401.14	7/8"	21"	SST	11.7 lb.
401.16	7/8"	33"	SST	12.1 lb.
401.18	1 1/8"	24"	SST	13.5 lb.

5/8" Threaded, Hammer Options

Part #	Item	Weight
400.96	Compact Slide Hammer	7.7 lb.
400.99	Regular Slide Hammer	10.3 lb.
401.27	Hammer-Head Handle	2.1 lb.
11677	Dead Blow Hammer	2.4 lb.



#424.41

Soil Recovery Probe



#424.49

Dual-Purpose Soil Recovery Probe

Dual purpose
Probes have a slot

Soil Recovery Probes

Soil recovery probes allow the use of a liner for sample collection, and they feature the AMS Reach-&-Grab system. These probes include the probe body, top cap, a plastic liner, two end caps, and a removable, corrosion-resistant 10" cross handle with rubber grips. They are compatible with 5/8" slide hammers and the AMS hammer-head cross handle. They are made of nickel-plated chromoly or stainless steel. The liners used are 1/8" smaller in diameter than the probe, and are 1 3/4" longer than the sampler length.

5/8" Threaded, Soil Recovery Probes

Part #	Diameter	Length	Material	Weight
424.11	7/8"	12"	4130	2.0 lb.
424.15	7/8"	24"	4130	2.5 lb.
424.03	1 1/8"	12"	4130	2.2 lb.
424.07	1 1/8"	24"	4130	2.8 lb.
424.45	7/8"	12"	SST	2.1 lb.
424.47	7/8"	24"	SST	2.5 lb.
424.41	1 1/8"	12"	SST	2.8 lb.
424.43	1 1/8"	24"	SST	4.4 lb.

Dual-Purpose Soil Recovery Probes

Dual-Purpose soil recovery probes have a slot in the probe body and allow for the collection of samples directly into the probe or into a liner. They feature the AMS Reach-&-Grab system, and use liners that are 1/8" smaller in diameter and 1 3/4" longer than the probe dimensions. They include the probe body, top cap, plastic liner, two end caps, and a 10" cross handle. They are made of nickel-plated chromoly or stainless steel, and they are compatible with 5/8" slide hammers and hammer-head handles.

5/8" Threaded, Dual-Purpose Soil Recovery Probes

Part #	Diameter	Length	Material	Weight
424.27	7/8"	12"	4130	1.9 lb.
424.31	7/8"	24"	4130	2.3 lb.
424.19	1 1/8"	12"	4130	2.0 lb.
424.23	1 1/8"	24"	4130	2.6 lb.
424.53	7/8"	12"	SST	2.0 lb.
424.55	7/8"	24"	SST	2.4 lb.
424.49	1 1/8"	12"	SST	2.8 lb.
424.51	1 1/8"	24"	SST	4.6 lb.

Soil Recovery Probe Replacement Caps

Part #	Diameter	Material	Weight
440.09	7/8"	4130	.55 lb.
424.56	7/8"	SST	.59 lb.
440.08	1 1/8"	4130	.46 lb.
424.57	1 1/8"	SST	.44 lb.



Replaceable Soil Probe Tips

Replaceable tips allow you to increase the lifespan of your equipment, and the variety of tip options allow you to sample in various soil conditions more efficiently. You can increase your recovery by utilizing our standard, mud, clay, oversized, or serrated tips in the appropriate soil conditions. Replacement tips are available for 1" and 1 1/4" AMS replaceable-tip soil probes.



1 1/4" Replaceable Soil Probe Tips

Part #	Diameter	Item	Weight
425.76	1 1/4"	Standard Tip	0.2 lb.
56801	1 1/4"	Oversized Tip	0.2 lb.
56796	1 1/4"	Clay Tip	0.2 lb.
56797	1 1/4"	Mud Tip	0.2 lb.
56826	1 1/4"	Serrated Tip	0.2 lb.

1" Replaceable Soil Probe Tips

Part #	Diameter	Item	Weight
425.74	1"	Standard Tip	0.1 lb.
56803	1"	Oversized Tip	0.1 lb.
56756	1"	Clay Tip	0.1 lb.
56757	1"	Mud Tip	0.1 lb.
56827	1"	Serrated Tip	0.1 lb.

Replaceable-Tip Regular Soil Probe

Replaceable-tip regular soil probes include the probe body, 10" rubber-gripped handle, a 1" zinc-plated standard tip, and a spanner wrench. The probe body is constructed using a thick-walled nickel-plated chromoly.

5/8" Threaded, Replaceable-Tip Regular Soil Probe

Part #	Diameter	Length	Material	Weight
425.50	1"	36"	Plated	4.1 lb.
425.52	1"	36"	Plated	3.8 lb.

**425.52 has a 24" slot (See Below Image)



#425.77: Included with each probe.

#425.50

#425.52

24 Inches

Replaceable-Tip Soil Recovery Probes

Replaceable-tip soil recovery probes include the probe body, top cap, 10" rubber-gripped cross handle, plastic liner, two plastic end caps, a zinc-plated standard coring tip, and spanner wrench. The probe body and cap are made of nickel-plated chromoly.

5/8" Threaded, Replaceable-Tip Soil Recovery Probes

Part #	Diameter	Length	Material	Weight
425.45	1 1/4"	12"	Plated	3.2 lb.
425.47	1 1/4"	24"	Plated	4.5 lb.



#425.47

Replaceable-Tip Dual-Purpose Soil Recovery Probes

Replaceable-tip dual-purpose soil recovery probes include the probe body, top cap, 10" rubber-gripped cross handle, plastic liner, two plastic end caps, zinc-plated standard coring tip, and spanner wrench. The probe body and top cap are made of nickel-plated chromoly.

5/8" Threaded, Replaceable-Tip Dual-Purpose Soil Recovery Probes

Part #	Diameter	Length	Material	Weight
425.65	1 1/4"	12"	Plated	3.0 lb.
425.67	1 1/4"	24"	Plated	4.3 lb.



#425.67

Hammer-Head Soil Probe Kit



Part# 401.075

The AMS Hammer-Head Soil Probe Kit features a 16"L hammer-head cross handle which can be hammered on with the (included) impact absorbing dead blow hammer. No need to lug around a heavy slide hammer anymore! A standard 10" cross handle with rubber grips also comes in the kit for regular soil conditions. Probe measures 7/8"-dia. x 33"L and is constructed of nickel plated chrome molybdenum. Hammer head is made of high-carbon, stress-proof steel.

AMS Hammer-Head Soil Probe Kit

Part #	Item	Weight
401.075	Hammer-Head Soil Probe Kit	10.0 lb.

Hammer-Head Replaceable Tip Soil Probe Kit



Part# 425.501

The AMS Hammer-Head 'Replaceable Tip' Soil Probe Kit features a 16"L hammer-head cross handle which can be hammered on with the (included) impact absorbing dead blow hammer. A standard 10" cross handle with rubber grips also comes in the kit for regular soil conditions. Probe measures 1"-dia. x 36"L and is constructed of a thick (.109w) chrome molybdenum. Hammer head is made of high-carbon, stress-proof steel. Replaceable tips are made of nickel plated 4130 steel and are heat treated for added durability. A spanner wrench is included to help remove the tip.

AMS Hammer-Head Replaceable Tip Soil Probe Kit

Part #	Item	Weight
425.501	Hammer-Head Replaceable Tip Soil Probe Kit	12.0 lb.

1" X 36" Plated Rep Tip Probe W/ 24" Window & Hammer Head Handle

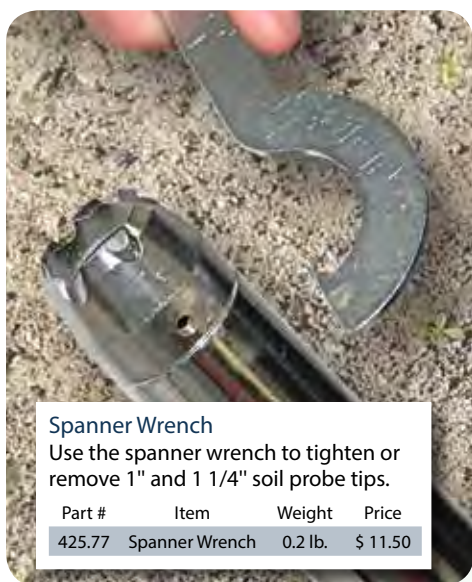


Part# 425.53

The AMS Hammer-Head (Rep. Tip Soil Probe Kit w/ 24" Sample Slot) features a 16"L hammer-head cross handle which can be hammered on with the (included) impact absorbing dead blow hammer. A standard 10" cross handle with rubber grips also comes in the kit for regular soil conditions. Probe measures 1"-dia. x 36"L and is constructed of a thick (.109w) chrome molybdenum. The soil probe in this kit has a 24" slot which allows the end-user to pull 0-24" soil samples in one push.

1" X 36" Plated Rep Tip Probe W/ 24" Window & Hammer Head Handle

Part #	Item	Weight
425.53	1" X 36" Plated Rep Tip Probe W/ 24" Window & Hammer Head Handle	11.7 lb.



Spanner Wrench

Use the spanner wrench to tighten or remove 1" and 1 1/4" soil probe tips.

Part #	Item	Weight	Price
425.77	Spanner Wrench	0.2 lb.	\$ 11.50

Replaceable Soil Probe Tips

Replaceable tips allow you to increase the lifespan of your equipment, and the variety of tip options allow you to sample in various soil conditions more efficiently. You can increase your recovery by utilizing our standard, mud, clay, oversized, or serrated tips in the appropriate soil conditions. Replacement tips are available for 1" and 1 1/4" AMS replaceable-tip soil probes.



1" Replaceable Soil Probe Tips

Part #	Diameter	Item	Weight
425.74	1"	Standard Tip	0.1 lb.
56803	1"	Oversized Tip	0.1 lb.
56756	1"	Clay Tip	0.1 lb.
56757	1"	Mud Tip	0.1 lb.
56827	1"	Serrated Tip	0.1 lb.

1 1/4" Replaceable Soil Probe Tips

Part #	Diameter	Item	Weight
425.76	1 1/4"	Standard Tip	0.2 lb.
56801	1 1/4"	Oversized Tip	0.2 lb.
56796	1 1/4"	Clay Tip	0.2 lb.
56797	1 1/4"	Mud Tip	0.2 lb.
56826	1 1/4"	Serrated Tip	0.2 lb.

Mini Soil Probe Kits

They offer a small compact solution for your soil sampling needs. All of the components in these kits are interchangeable and fit inside of a small compact aluminum carrying case (sold separately). The soil probes in these kits measure 1" – dia. X 14" length w/ 12" long sample slot and are constructed of thick (.109w) chromoly steel and have been nickel plated for corrosion resistance. All soil probes have a chamfered plug welded in at the top of the slot. The augers measure 1.250" – dia. X 14" long and are constructed using high carbon steel and a precise heat treating process.

These probes may be used to pre-bore holes in compacted soil conditions. The extension rods in each kit are 7/8" –dia. X 1ft. chromoly steel with 5/8" male/fem threaded connections. Longer extensions are available. The cross handles are powder coated chromoly and measure 1" –dia. X 10" long and have been fitted with rubber grips for operator comfort. Different tips are available for a variety of soil conditions. Choose from (standard, oversized, clay, mud & serrated) tips.



#56975



#56977



#56978

1" X 14" Replaceable Tip Probe W/12" Sample Slot

Includes: 1" –dia. X 14" Soil Probe w/ 12" sample Slot, regular tip, spanner wrench, 10" cross handle with grips

AMS Mini Soil Probe Kit Model 1

(Includes: 1" –dia. X 14" Soil Probe w/ 12" sample Slot, regular tip, 1.25" – dia. X 14" long triple lead flighted auger, spanner wrench, (2) 1ft. extension rods, 10" cross handle with grips

AMS Mini Soil Probe Kit Model 2

Includes: 1" –dia. X 14" Soil Probe w/ 12" sample Slot, regular tip, spanner wrench, (2) 1ft. extension rods, 10" cross handle with grips



#56979



#56976

AMS Mini Spiral Auger Kit Model 3

Includes: 1.25" – dia. X 14" long triple lead flighted auger, (2) 1ft. extension rods, 10" cross handle with grips

AMS Mini Soil Probe Kit Model 4

Includes: 1" –dia. X 14" Soil Probe w/ 12" sample Slot, regular tip, mud tip, clay tip, spanner wrench, (2) 1ft. extension rods, 10" cross handle with grips

Mini Soil Probe Kits

Part #	Diameter	Item
56975	1"	1" X 14" Replaceable Tip Probe W/12" Sample Slot
56977	1"	AMS Mini Soil Probe Kit Model 1
56978	1"	AMS Mini Soil Probe Kit Model 2
56979	1"	AMS Mini Spiral Auger Kit Model 3
56976	1"	AMS Mini Soil Probe Kit Model 4



Sure-Lock Soil Probe Handle

Save your back with the AMS Sure-Lock soil probe handle. Take samples up to 36" deep. Hand-crafted from 1018 steel which has been gold-zinc plated for added rust resistance. The handle height stays at the same level the entire time you're sampling which eliminates back strain. The hand-activated lever allows you to adjust the length of your extension rod. The Sure-Lock system eliminates the possibility of slippage unlike any other foot-pedal operated systems on the market. Choose from three different soil probe models or get them all in the complete sampling kit.


Sure-Lock Soil Probe Parts and Accessories

Part #	Descriptions	Weight
426.27	Sure-Lock Soil Probe Kit (complete)	32 lb.
406.27	Sure-Lock Soil Probe Handle Only	10.75 lb.
401.311	Sure-Lock Open Ended Soil Probe	0.85 lb.
401.31	Sure-Lock Standard Replaceable Tip Soil Probe	0.95 lb.
406.28	Sure-Lock EZ Kleen Soil Probe	0.55 lb.
56756	1" Clay Rep Tip	0.1 lb.
56757	1" Mud Rep Tip	0.1 lb.
56827	1" Serrated Rep Tip	0.1 lb.
56760	7/8" Soil Ejector Spoon	0.45 lb.
430.05	1" x 25" Nylon Brush	0.1 lb.
430.25	AMS Deluxe Carrying Case 1700 Black	16.5 lb.
21199	1/2" - 13 NC Thread Stud with Jam Nut	0.05 lb.
425.77	Spanner Wrench	0.15 lb.



Hex QP Replaceable Tip Soil Probe (Gas Hammer and Hammer Drill Compatible)

The only AMS soil probe that features the Hex QP connection. Hex Quick Pin (Hex QP) is a hardened steel male/female hex connection that accepts standard 3/8" snapper pins or heat treated 3/8" U-clips. It is stronger and faster than standard threaded connections. This probe easily connects to any of the variations shown below. For replaceable tips, see page 30.



Hammer Drill Option

Part #	Item	Weight
213.94	DeWALT D25763K Rotary Hammer Drill (SDS Max)	32.0 lb.
405.32	SDS Max to 3/4" male adapter	1.15 lb.
53266	Quick Connect female to 3/4" female adapter	0.7 lb.
62086	3/4" male to 3/4" male break stud	0.15 lb.
425.57	Hex QP 1" x 36" Plated Rep. Tip Soil Probe with Handle (12" window)	4.9 lb.
425.58	Hex QP 1" x 36" Plated Rep. Tip Soil Probe with Handle (24" window)	4.6 lb.
12768	3/8" Snapper Pin	0.1 lb.
12767	Heat Treated U-Clip (3/8")	0.1 lb.
211.04	Hex QP T-Jack Adapter	2.0 lb.
211.05	Removable Jack	30.0 lb.



Gas Hammer Option

Part #	Item	Weight
213.93	GP RED! Boss Hammer	35.0 lb.
213.95	GP Hammer Carrying Case	13.0 lb.
63019	GP hammer head cross handle with removable t-handle	6.65 lb.
53266	Quick Connect female to 3/4" female adapter	0.7 lb.
62086	3/4" male to 3/4" male break stud	0.15 lb.
425.57	Hex QP 1" x 36" Plated Rep. Tip Soil Probe with Handle (12" window)	4.9 lb.
425.58	Hex QP 1" x 36" Plated Rep. Tip Soil Probe with Handle (24" window)	4.6 lb.
12768	3/8" Snapper Pin	0.1 lb.
12767	Heat Treated U-Clip (3/8")	0.1 lb.



Manual Option

Part #	Item	Weight
58506	Hex QP Slide Hammer	11.2 lb.
425.57	Hex QP 1" x 36" Plated Rep. Tip Soil Probe with Handle (12" window)	4.9 lb.
425.58	Hex QP 1" x 36" Plated Rep. Tip Soil Probe with Handle (24" window)	4.6 lb.
12768	3/8" Snapper Pin	0.1 lb.
12767	Heat Treated U-Clip (3/8")	0.1 lb.

9110 Ag Probe

The 9110 Ag-Probe is a new model in the AMS PowerProbe line up. It is designed for use in agricultural and environmental sampling. This model can be mounted on most standard UTVs or small pickup trucks that meet the standard weight and height limits. It is also available in a 3-point hitch tractor mount model. The Ag-Probe model is powered by a self-contained gas engine with electric start. It is designed for the user that already owns the carrier vehicle or can be built as a complete package with our AMS Flat Bed with fold down sides to maximize your storage and sampling needs for year-round sampling.

MAST & PROBE

- Probe stroke: 60"
- Down force: 10,000 lbs
- Pull-up force: 14,000 lbs
- Head travel rate up: 10 sec
- Head travel rate down: 12 sec
- Percussion Hammer: 90 ft/lb
- Probe angles: 20°
- Foot vertical stroke: 16"

FRAME DIMENSIONS

- Overall length: 36"
- Overall width: 44.5"
- Overall height (folded): 49"
- Mast extended height: 130"
- Weight: 875 lbs.
- Recommended deck height: 35"
- Overall transport height: 84"

ENGINE

- Horsepower: 13 hp
- Engine rpm setting: 2,500 rpm
- Fuel type: Gasoline
- Fuel capacity: 1 gal
- Hydraulic oil capacity: 5 gal
- Hydraulic oil pressure: 2,000 psi
- Hydraulic flow rate: 10 gpm

Call for pricing on the 9110 Ag Probe



AG Probe Tooling and Accessories

Part #	Descriptions
61808	G7 1 3/4" x 4' Ag SOIL Probe (Female x Female)
61807	G7 1 3/4" Push / Pull Cap
61811	G7 1 3/4" x 2' Extension
61810	G7 1 3/4" Male x Male Coupler
5005.04	1 3/4" EDT No Liner - Standard
5005.046	1 3/4" EDT No Liner - Clay
56650	Ag Probe Tool Kit (includes: 1 portable tool box, 1 knockout tool, 1 cleanout tool, 2 cleaning brushes, 1 scoop shovel)



G7 Heavy Duty Slotted Soil Probes (female x female thread)

sample size = 1 1/2" diameter

Part #	Descriptions
DRIVE CAPS/PULL CAPS	
61807	G7 1 3/4" Push/Pull Cap, male thread
SLOTTED SOIL PROBES	
63033	G7 1 3/4" x 2' AG Soil Probe (12" sample window)
63034	G7 1 3/4" x 3' AG Soil Probe (24" sample window)
61808	G7 1 3/4" x 4' AG Soil Probe (36" sample window)
63032	G7 1 3/4" x 5' AG Soil Probe (48" sample window)
SLOTTED SOIL PROBE EXTENSIONS	
61811	G7 1 3/4" x 2' DP Extension
63031	G7 1 3/4" x 3' DP Extension
62297	G7 1 3/4" x 4' DP Extension
61810	G7 1 3/4" Coupler (male x male)
REPLACEABLE CUTTING SHOES	
5005.04	1 3/4" External Drive Tip - Standard
5005.046	1 3/4" External Drive Tip - Clay

2 1/8" Single Tube Soil Probes with PVC Liners

sample size = 1 1/2" diameter

Part #	Descriptions
DRIVE CAPS/PULL CAPS	
61862	2 1/8" Push/Pull Cap, female thread
LINER SAMPLE BARRELS	
5006.03	2 1/8" x 3' Sample Barrel (DPE)
5006.04	2 1/8" x 4' Sample Barrel (DPE)
CLEAR PVC LINERS	
5006.424	1 1/2" x 3' PVC Liners
5006.425	1 1/2" x 4' PVC Liners
<i>all liners are sold each - per case of 48</i>	
61876	1 1/2" Liner Core Catcher
REPLACEABLE CUTTING SHOES	
5006.07	2 1/8" External Drive Tip - Standard
5006.17	2 1/8" External Drive Tip - Clay

2 3/4" Single Tube Soil Probes with PVC Liners

sample size = 2" diameter


Part #	Descriptions
DRIVE CAPS/PULL CAPS	
61860	2 3/4" Push/Pull Cap, female thread
LINER SAMPLE BARRELS	
5010.03	2 3/4" x 3' Sample Barrel (DPE)
5010.04	2 3/4" x 4' Sample Barrel (DPE)
CLEAR PVC LINERS	
5010.47	2" x 3' PVC Liners
5010.48	2" x 4' PVC Liners
<i>all liners are sold each - per case of 48</i>	
61877	2" Liner Core Catcher
REPLACEABLE CUTTING SHOES	
5010.11	2" External Drive Tip - Standard
5010.12	2" External Drive Tip - Clay

Turf Probe

Minimize damage to turf with the small diameter turf probe. The AMS turf probe is made of nickel-plated carbon steel, and it is equipped with a built-in 10" rubber-gripped handle. It has been designed to collect a small 1/2" x 7" soil sample from turf, sod, or grassed areas.

Turf Probe

Part #	Diameter	Length	Weight
427.24	1/2"	20"	1.00 lb.



#427.24

Heat-treated oversized tip minimizes sidewall friction and prevents soil compaction inside of the sampler.



Turf Profiler

The turf profiler is used to collect a replaceable wedge-shaped sample of your turf and grass in one easy step. The one-piece all stainless steel sampler collects a turf sample that is 3 1/4" wide, 5/8" thick, and 7" deep. The sample may be replaced or properly prepared for analysis. The sampler is provided with a detachable plate for easy sample removal. The turf profiler is ideal for soft soil conditions.

Turf Profiler

Part #	Item	Material	Weight
427.75	Turf Profiler	SST	4.1 lb.



#427.75



Equipping the *o* Sample...



Brown Moisture Probe

The brown moisture probe allows you to determine moisture depth quickly and easily. Agronomists and farmers use it to determine the depth of moisture following irrigation. This 43" probe has an auger tip and depth markings at 1', 2' and 3' from the tip. The probe is pushed into the soil using the attached 10" rubber-gripped handle. It will easily penetrate saturated soils but not dry soils. At the end of the push the probe is twisted and then withdrawn. A small ball on the tip helps retain the sample in the auger flights to allow visual confirmation of the moisture condition of the soil sample. The probe is made of unplated carbon steel.

Brown Moisture Probe

Part #	Length	Weight
402.95	42"	2.8 lb.



Soil Compaction Tester

Get the best crop yield by measuring the extent and depth of subsurface compaction.

Specifications:

- Penetration Depth ~ Up to 24" in 3" increments
- Green Testing Range (0-200 psi) ~ Good growing conditions
- Yellow Testing Range (200-300 psi) ~ Fair growing conditions
- Red Testing Range (300 psi and above) ~ Poor growing conditions
- Two Tips Included ~ {1/2" tip for firm soil} ~ {3/4" tip for soft soil}

Why Test Soil Compaction?

Increase yield by increasing root and plant development
 Increase the effectiveness of fertilizers, pesticides and herbicides
 Reduce time and fuel cost by reducing power needed to till a field
 Increase soil water retention

Soil Compaction Tester

Part #	Price
59040	\$ 225.00



Open-End Probes

Open-end probes collect shallow soil samples (15" in length). They are primarily used for agricultural applications. The probe body is made from nickel-plated chromoly. The 15" slot in the probe is cut to the end of the probe body to facilitate emptying of the sample. It includes a 10" handle.

5/8" Threaded, Open-End Probes

Part #	Diameter	Length	Material	Weight
401.10	1 1/8"	33"	Plated	4 lb.
401.21	7/8"	33"	Plated	2 lb.

Reinforced Open-End Probes

401.101	1 1/8"	33"	Plated	4 lb.
401.211	7/8"	33"	Plated	2 lb.



Extendible Tile Probes

AMS Extendible Tile Probes are available in (two) different diameters (7/16" & 5/8"). This is the diameter of the extension rods. The diameter of the replaceable "tips" for the 7/16" version is .560" and the diameter of the tip for the 5/8" version is .875". These tile probes are also available in (2) different lengths as well (36" or 48"). They can also be extended if necessary. Meaning multiple 3ft. or 4ft. rods may be connected in order to accomplish greater depths.

AMS Extendible Tile Probes include replaceable thread-on tips (optional round safety ball tips are available upon special request), 3ft. or 4ft. Extension rods (two different diameters), slide hammer adapter, 10" cross handle with comfortable grips (powder coated safety orange). They are constructed of un-plated, high carbon, stress-relieved steel. For accomplishing deeper depths, or where compacted soil may be present; an "optional" - 10lb. rubber coated slide hammer attachment maybe be used. Slide hammers offer a simple method for soil penetration by allowing the user to push or drop the hammer weight down the slide rod to apply force to the extension strand. The slide hammer also provides reverse-hammer capability for easy removal from the ground.

Extendible Tile Probe

Part#	Diameter	Length	Item	Weight
403.06	7/16"	3'	Extendible Tile Probe	2.4 lb.
403.03	7/16"	4'	Extendible Tile Probe	2.9 lb.
403.10	5/8"	3'	Extendible Tile Probe	3.3 lb.
403.09	5/8"	4'	Extendible Tile Probe	4.3 lb.

Extendible Tile Probe Replacement Parts / Accessories


Part #	Diameter	Length	Item	Weight
401.26		10"	Rubber-Gripped Handle	0.9 lb.
403.12			5/8" NC male to 5/8" NF female Adapter	0.3 lb.
426.23	5/8"		5/8" threaded Male to 7/16" Extendible Tile Probe Adapter	0.3 lb.
403.05	7/16"	3'	Tile Probe Extension	1.6 lb.
403.04	7/16"	4'	Tile Probe Extension	2.1 lb.
403.11	5/8"	3'	Tile Probe Extension	3.2 lb.
403.08	5/8"	4'	Tile Probe Extension	4.2 lb.
426.22	7/16"		Coupling	0.1 lb.
427.20	5/8"		Coupling	0.1 lb.
402.90	7/16"		Extendible Tile Probe Tip	0.1 lb.
403.13	5/8"		Extendible Tile Probe Tip	0.2 lb.
400.99			Rubber Coated Slide Hammer Attachment	10 lb.
403.131			5/8" Rounded Safety Tile Probe Tip	0.1 lb.
402.901			7/16" Rounded Safety Tile Probe Tip	0.1 lb.



#402.901



#403.131



#403.10 or 403.09

AMS Extendible Tile Probes are generally used to locate buried pipes, underground tanks, and utility lines. Other applications may include:

- Preparing Boreholes for Small Diameter Gas Vapor Probes
- Test Holes – Gas Leaks
- Sub-Soil Determination
- Installation of Tree/Shrub Fertilizer
- Preliminary Pinpointing



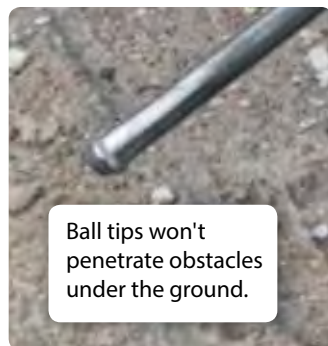
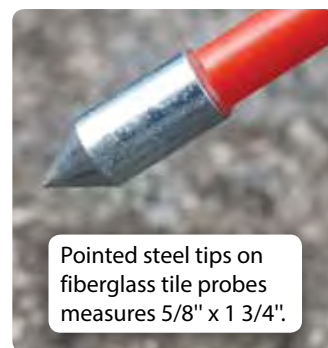
Tile Probes

AMS tile probes are used to locate buried pipes, underground tanks, and utility lines. They are available in high-carbon, stress-relieved steel and fiberglass models. AMS offers one-piece, two-piece, and extendable tile probes.

The AMS 48" fiberglass tile probe features a built-in, rubber-gripped 9" fiberglass handle. It has a 5/8"-diameter pointed steel tip that is 1 3/4" in length. The fiberglass shaft provides some protection from electric shock, should an electric cable be penetrated. One- and two-piece steel tile probes are available. One-piece tile probes have an attached 10" rubber-gripped cross handle. The two-piece probe includes a detachable handle and a 3/8" oversized ball tip that does not penetrate objects under the ground – which helps prevent electric shock and leakages. Steel tile probes are constructed using high-carbon stress-relieved 3/8" steel rods. AMS extendable tile probes are available in 7/16" or 5/8" diameters with 3' or 4' extensions. They are made of unplated, high-carbon, stress-relieved steel. Included with each extendable tile probe are the probe extension, tile probe tip, handle/hammer adapter, and a 10" cross handle. They are used for probing to deeper depths than standard tile probes, and they are also used to prepare boreholes for small diameter soil or gas vapor probes. At deeper depths, use an AMS slide hammer (sold separately).

Tile Probes

Part #	Diameter	Length	Item	Weight
402.97	5/8"	48"	One-Piece Fiberglass Tile Probes	1.2 lb.
403.02	3/8"	42"	One-Piece Tile Probe	1.7 lb.
403.01	3/8"	60"	One-Piece Tile Probe	2.2 lb.
402.93	3/8"	36"	Two-Piece Tile Probe	1.4 lb.



Hay & Forage Probe

Hay & forage probes are ideal for obtaining 12" or 24" representative core samples for quick visual inspection and laboratory analysis. They use a 7/8" OD probe with a heat-treated serrated tip and chamfered extraction slot. For best results, the sampler should be emptied with the extraction tool after each core has been taken. This will eliminate unnecessary compaction and will provide a more accurate core.


The basic hay probe includes the probe body, 1/2" drill adapter, and hay probe plunger. Core samples from this model are emptied into a bucket or sample bag. The deluxe hay probe includes the probe body, top cap with drill adapter, bottom cap with retainer snap ring, 3" x 12" (1 liter) plastic liner, and two 3" plastic end caps. The plastic liner can hold approximately 20 samples. It is removed by unscrewing the top cap with built-in drill adapter. The sample can be emptied into a bag or the liner can be sealed with plastic end caps and sent to the lab.

The probe body is made of gold-zinc plated chromoly and has a heat-treated serrated tip. Both models require a 1/2"-chuck drill (24V recommended).



5/8" Threaded Hay Probe

Part #	Diameter	Length	Item	Weight
56864	7/8"	12"	Basic Hay & Forage Probe	1.5 lb.
57067	7/8"	24"	Basic Hay & Forage Probe	2.0 lb.
57051	7/8"	12"	Deluxe Hay & Forage Probe	3.5 lb.
57068	7/8"	24"	Deluxe Hay & Forage Probe	4.0 lb.
57071			Wooden Core Plunger	0.5 lb.



Adjustable Footstep

The adjustable footstep is compatible with any 7/8" soil probe, 5/8" threaded extensions, and the 1" x 36" replaceable-tip soil probe. Like built-in steps, the adjustable footstep allows for additional down pressure to drive the probe into the ground. They can also sample deeper below the surface than step probes because the footstep can be adjusted to fit anywhere on your probe or extension. The adjustable footstep is made of zinc-plated steel.

Adjustable Footstep

Part #	Item	Material	Weight
424.58	7/8" Adjustable Footstep	Plated	2.0 lb.
424.59	1" Adjustable Footstep	Plated	2.0 lb.

*Compatible with regular soil probes, soil recovery probes, dual-purpose soil recovery probes, and 1" replaceable-tip regular soil probes.

*Note: The adjustable footstep does not fit AMS gas vapor probe or tile probe extensions. It also will not fit 1 1/8" probes.

#424.58

#401.37

EZ Klean Soil Probe

AMS EZ Klean Soil Probes have been designed facilitate easy soil core extraction. Unlike standard slotted soil probes; the easy clean has a specialized heat treated tip designed to reduce friction as the soil enters the probe body. The sample slot has also been moved closer to the tip which allows soil to be ejected with ease. "No more clogging at the tip of the soil probe!" This soil probe is constructed of 4130 chrome molybdenum steel and has been nickel plated for corrosion resistance. Available in 7/8" & 1-1/8" diameters. The 7/8" probe will collect a 3/4" x 12" soil core while the 1-1/8" probe will collect a 1" x 12" soil core. The overall length of this soil probe is 33". Soil ejectors and soil ejector scoops are a great accessory for these probes. Each EZ Klean Soil Probe includes the probe body & a comfortably-gripped cross handle.

EZ Klean Soil Probes / Accessories

Part #	Item
401.36	7/8" x 33" EZ Klean Soil Probe
401.37	1 1/8" x 33" EZ Klean Soil Probe
402.02	33" Soil Ejector for Soil Probe (only for 7/8" Diameter Probe)

EZ Eject Soil Probe

The AMS EZ Eject Soil Probe is not recommended for sticky soil conditions. This unique soil probe ejects soil samples quickly & efficiently. Each probe has its own internal piston with side handle. This built-in hand plunger allows you to eject the entire soil sample from the slot and even through the tip of the probe. Twist the side handle clockwise to lock the piston in place. For a full 12" core, the piston should be locked in place at the top of the slot. For depth specific samples, the piston may be locked in place anywhere inside the slot. Twist the handle counter-clockwise to loosen the piston and eject your core. This probe is available in 7/8" OD & 1-1/8" diameters. The 7/8" probe will collect a 3/4" x 12" soil core while the 1-1/8" probe will collect a 1" x 12" soil core. The heat treated tip has been redesigned for easier insertion & extraction from the soil. With an overall length of 34.5", each probe is constructed of 4130 chrome molybdenum steel and has been nickel plated for corrosion resistance. The handle is welded in place and includes rubber grips for operator comfort.

EZ Eject Soil Probe

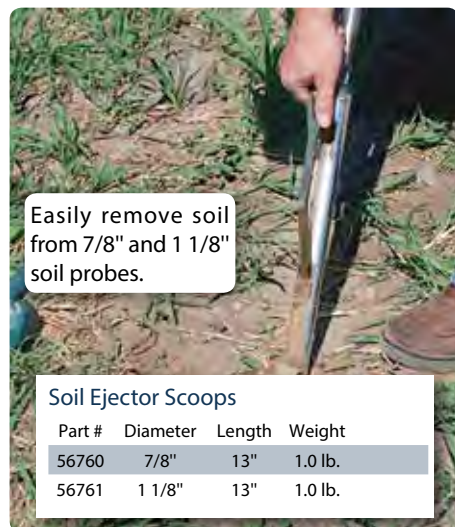
Part #	Item
401.38	7/8" x 33" EZ Eject Soil Probe
401.39	1 1/8" x 33" EZ Eject Soil Probe

#401.39



AMS Soil Ejector Scoops

The heads of these ejectors fit inside of the slots in 7/8" and 1 1/8" soil probes to help remove soil from their bodies. The reverse side of the ejector is designed to remove the remaining soil from the tip of the soil probe.



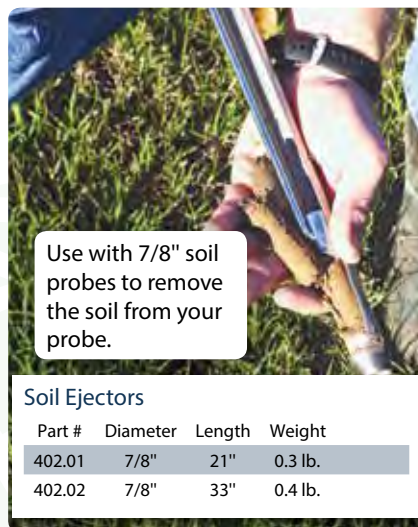
Easily remove soil from 7/8" and 1 1/8" soil probes.

Soil Ejector Scoops

Part #	Diameter	Length	Weight
56760	7/8"	13"	1.0 lb.
56761	1 1/8"	13"	1.0 lb.

AMS Soil Ejectors

Soil ejectors snap inside the slot of the probe and slide up as the sample enters. They are then pushed down to remove the sample from the probe. They are meant to remain inside the probe for subsequent use.



Use with 7/8" soil probes to remove the soil from your probe.

Soil Ejectors

Part #	Diameter	Length	Weight
402.01	7/8"	21"	0.3 lb.
402.02	7/8"	33"	0.4 lb.

Soil Probe Liners

Order liners by the length, diameter, and material type desired. The sizes shown are the retaining cylinder size. They can be used with AMS soil recovery probes, dual-purpose soil recovery probes, replaceable-tip soil probes, and the sand & sediment probe. The 3/4" liners are used with 7/8" soil probes. 1" liners are used with 1 1/8" and 1 1/4" soil probes.

Plastic Liners

Part #	Diameter	Length	Weight
425.07	3/4"	12"	0.1 lb.
425.09	3/4"	24"	0.1 lb.
425.02	1"	12"	0.1 lb.
425.04	1"	24"	0.2 lb.

*Note: No returns are accepted.

End Caps

Plastic (polyethylene) end caps are used with soil probe liners to help retain the integrity of your samples.

End Caps

Part #	Diameter	Weight
425.22	3/4"	0.1 lb.
425.18	1"	0.1 lb.

Hammer-Head Cross Handles, and Slide Hammers

AMS soil probes use a 5/8" threaded connection type, and all AMS soil probes come with a 10" cross handle. The AMS hammer-head cross handle and slide hammers are optional. The lightweight hammer-head cross handle allows the user to push or hammer the attached soil probe into the ground. By hammering the head of the cross handle with an all-purpose, impact-absorbing dead blow hammer, the user can penetrate harder soils than by manually pushing on the probe.

AMS slide hammers also provide an easier means to reach depths in harder, more difficult soil conditions. They may also assist in sample retrieval by allowing the user to back hammer – providing the upward force needed to remove the sampler.



Push or hammer the handle to achieve your desired depth.

5/8" Threaded, Hammer-Head Handles

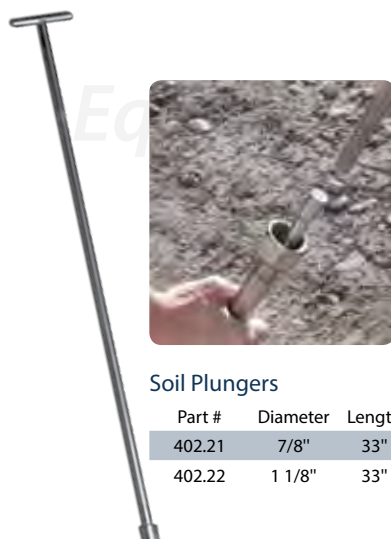
Part #	Size	Item	Weight
401.27	10"	Hammer-Head Handle	2.1 lb.
11677	37 oz	Dead Blow Hammer	2.4 lb.



Ease strain on your body during the collection and retrieval with an AMS slide hammer.

5/8" Threaded, Slide Hammers

Part #	Item	Weight
400.96	Compact Slide Hammer	7.7 lb.
400.99	Regular Slide Hammer	10.3 lb.



AMS Soil Plungers

Plungers help remove stuck liners from AMS soil probes.

Soil Plungers

Part #	Diameter	Length	Weight
402.21	7/8"	33"	1.1 lb.
402.22	1 1/8"	33"	1.1 lb.

Reach & Grab Removal System

A specially threaded top cap allows the liner to protrude 1 3/4" from the top of the probe body for easy removal without handling or disturbing the sample. The Reach-&Grab removal system helps improve the integrity of your samples.





Bulk Density Soil Sampling Kit with Hammer Head Handle

Exclusive Features:

Standard AMS Core samplers have a 1"+ gap between the tip of the core sampler and where the sample liner internal shelf begins. The sampler included in this kit has a much shorter 5/16" gap which provides a more representative core and reduces compaction as the soil enters the sampler. Liners and core sampler are held to extremely tight tolerances. Core Sampler Cap has a built in waste barrel which provides a full 2" of relief. This helps eliminate compaction from overdriving the sampler. It also eliminates the need to load multiple rings inside the sampler, which can cause sample blow by and skew sample calculations.

Bulk Density Soil Sampling Kit w/ Hammer Head Handle

Part #	Item	Weight
400.80	Bulk Density Soil Sampling Kit w/ Hammer Head Handle	54.00 lb.

Replacement Parts

Part #	Item	Weight
11677	Dead Blow Hammer 37oz	2.40 lb.
400.07	2 3/4" Regular Auger	2.06 lb.
400.52	2 3/4" Planer Auger	1.58 lb.
401.27	12" Hammer Head Cross Handle (5/8" Thread Connection)	4.30 lb.
404.281	Bulk Density 2" x 2" SST Liner	0.20 lb.
406.04	18" Rubber-Coated Cross Handle (5/8" Thread)	1.25 lb., 10
418.10	2" Plastic End Cap	0.02 lb.
421.10	Crescent Wrench 12"	1.70 lb.
421.29	Universal Slip Wrench	1.24 lb.
430.07	2" x 12" Nylon Brush	0.20 lb.
408.01	5/8" x 2' Extension	1.16 lb.
400.55	2 1/2" Open Faced Auger	1.29 lb.
55647	Idaho Spoon	0.50 lb.
400.81	2" x 2" Bulk Density Cup	1.35 lb.
400.82	2" Bulk Density Cap	1.35 lb.
430.25	3 ft. AMS Deluxe Carrying Case 1700 Black	18.0 lb.
430.26	Small Aluminum Carrying Case	5.00 lb.





Bulk Density Soil Sampling Kit with Compact Slide Hammer

This unique sampling kit comes with everything necessary to take accurate interval specific core samples to a depth of 3ft. The kit is ideal for sampling the soil surface, in auger holes or in profile pits. The Soil Sample Rings found in this kit are made from .062w SST tubing. These SST sample rings are ideal for laboratory studies and for undisturbed core samples. The volume of each 2" x 2" SST ring is 90.59 cubic centimeters. From this known volume and the weight of the sample liner, you will be able to calculate the bulk density of the soil sample. *An accurate determination of bulk density starts with proper sampling technique to ensure that the sample collected represents the soils natural condition.

Bulk Density Soil Sampling Kit w/ Compact Slide Hammer

Part #	Item	Weight
400.84	Bulk Density Soil Sampling Kit w/ Compact Slide Hammer	54.0 lb.

Replacement Parts

Part #	Item	Weight
400.96	5/8" Compact Slide Hammer	7.68 lb
400.07	2 3/4" Regular Auger	2.06 lb
400.52	2 3/4" Planer Auger	1.58 lb
404.281	Bulk Density 2" x 2" SST Liner	0.20 lb
406.04	18" Rubber-Coated Cross Handle (5/8" Thread)	1.25 lb
418.10	2" Plastic End Cap	0.02
421.10	Crescent Wrench 12"	1.70 lb
421.29	Universal Slip Wrench	1.24 lb
430.07	2" x 12" Nylon Brush	0.20 lb
408.01	5/8" x 2' Extension	1.16 lb
400.55	2 1/2" Open Faced Auger	1.29 lb
55647	Idaho Spoon	0.50 lb
400.81	2" x 2" Bulk Density Cup	1.35 lb
400.82	2" Bulk Density Cap	1.35 lb
430.25	3 ft. AMS Deluxe Carrying Case 1700 Black	18.0 lb
430.26	Small Aluminum Carrying Case	5.00 lb



SAMPLING KITS

AMS soil sampling kits provide complete sampling systems that utilize our most popular augers and sampling equipment.

Most AMS soil sampling kits include soil augers, core samplers, extensions, cross handle, slide hammer, and either a lightweight or heavy-duty carrying case. Carrying cases allow your soil sampling kits to be very portable and easy to keep organized. You can also purchase items from AMS sampling kits individually to replace worn parts or to create your own custom soil sampling kits.

Please make sure any accessories you intend to use with your AMS soil sampling kits use the same connection that are used in the kit.

Mini Soil Auger Kits

These are complete, compact setups for augering to depths of 12' or 16'. Soil auger kits include one regular and one mud auger (2 1/4" or 3 1/4"), four extensions (3' or 4'), an 18" rubber-coated cross handle, and a flexible, poly-canvas carrying case for easy transport and storage. They are available with either signature series, 5/8" threaded, or quick connect connections. Stainless steel kits are popular for environmental sampling.



#352.73

Signature Series, Soil Auger Kits

Part#	Diameter	Length	Material	Weight
352.77	2 1/4"	3'		12.0 lb.
352.73	3 1/4"	3'		14.0 lb.
352.79	2 1/4"	4'		12.0 lb.
352.74	3 1/4"	4'		14.0 lb.



#209.32

5/8" Threaded, Soil Auger Kits

Part#	Diameter	Length	Material	Weight
209.73	2 1/4"	3'		11.0 lb.
209.33	2 1/4"	4'		14.0 lb.
209.71	3 1/4"	3'		14.0 lb.
209.31	3 1/4"	4'		14.0 lb.
209.74	2 1/4"	3'	SST	11.0 lb.
209.34	2 1/4"	4'	SST	14.0 lb.
209.72	3 1/4"	3'	SST	14.0 lb.
209.32	3 1/4"	4'	SST	17.0 lb.



#209.36

Quick Connect, Soil Auger Kits

Part#	Diameter	Length	Material	Weight
209.78	2 1/4"	3'		19.0 lb.
209.38	2 1/4"	4'		22.0 lb.
209.76	3 1/4"	3'		19.0 lb.
209.36	3 1/4"	4'		22.0 lb.
209.79	2 1/4"	3'	SST	19.0 lb.
209.39	2 1/4"	4'	SST	19.0 lb.
209.77	3 1/4"	3'	SST	19.0 lb.
209.37	3 1/4"	4'	SST	22.0 lb.



Carbon steel augers feature bits made of high-carbon steel with heat-treated tungsten carbide hard-surfaced edges.



Stainless steel (SST) kits have SST extensions and augers made with SST bails, cylinders, and bits.



Optional quick connect ratcheting handles allow for reverse augering. See page 93.

AMS Deluxe Fiberglass Auger Kit

The Deluxe AMS Fiberglass Auger Kit provides some protection against possible electric shock when working in areas where buried electric cables may be present. This kit features the trusted AMS Signature Series thread pattern, which takes 2-1/2 revolutions to connect & disconnect. The two-piece 36-inch Tile Probe (with rounded safety tip) has a detachable plastic handle & zinc plated extension rod. It is ideal for locating irrigation, power and water lines, and it should be used as a primary device to determine whether or not it is safe to use a hand auger at the sampling location. The (two) 4' fiberglass extensions in this kit have been sealed with a protective, non-conductive coating, that is moisture resistant and prevents fiberglass bloom & splintering. The threaded fittings on each extension have been wrench flatted and zinc plated. As an added precaution, insulated gloves are included to eliminate the risk of fiberglass slivers. The Signature Series regular auger & Signature Series mud auger provide versatility in different soil conditions. The 18" rubber coated Signature Series cross handle detaches for convenience while providing comfort during augering. The 4' poly-canvas carrying case allows for easy transportation and protects the fiberglass extensions from the elements & damaging UV rays!

AMS Deluxe Fiberglass Auger Kit

Part #	Item	Weight
209.27	Deluxe Fiberglass Auger Kit	16.0 lb.

AMS Deluxe Fiberglass Auger Kit

Part #	Item	Weight
350.06	3 1/4" Signature Series Regular Auger	2.7 lb.
350.18	3 1/4" Signature Series Mud Auger	2.4 lb.
351.54	18" Signature Series Rubber Coated Cross Handle	1.1 lb.
409.38	4' Signature Series Fiberglass Extension with Signature Series Connections	3.25 lb.
430.32	4' Signature Series Poly Canvas Case	2.0 lb.
402.93	36" Two Piece Tile Probe	1.4 lb.
21150	Insulated Leather Gloves (XL)	0.25 lb.

AMS Deluxe Fiberglass Auger Kit Accessories

Part #	Item	Weight
351.56	18" Signature Ratcheting Cross Handle	2.4 lb.



#209.27



#402.99

3 1/4" Fiberglass Auger Kit

AMS 3 1/4" Fiberglass Auger Kit

Part #	Item	Weight
402.99	3-1/4" Fiberglass Auger Kit	11.6 lb.

The AMS Fiberglass Auger Kit provides some protection against possible electric shock when working in areas where buried electric cables may be present. The one-piece 48" Fiberglass Tile Probe included in the kit is ideal for locating irrigation, power and water lines, and it should be used as a primary device to determine whether or not it is safe to use a hand auger at the sampling location.

Core Sampling Kits

AMS core sampling kits provide all of the components needed to collect a virtually undisturbed soil core sample as deep as 12' into a liner. The kits utilize 5/8" threaded or signature series connections. They include a 3 1/4" regular auger, four 3' chromoly extensions, 18" rubber-coated handle, 2" x 6" core sampler, slide hammer, 2" x 6" plastic liner, two end caps, two 12" crescent wrenches, universal slip wrench, and a flexible poly-canvas carrying case.



#209.07

AMS core sampling kits provide all the components needed to auger to 12' and then collect a virtually undisturbed soil core sample into a liner.

Split-Core Sampling Kits

AMS split-core sampling kits provide everything you need to auger to 12' and collect a virtually undisturbed soil core sample into the split-core sampler body or into a liner. The kits utilize 5/8" threaded or signature series connections, and all of the augering and sampling components are made entirely of stainless steel (SST) – except the yellow zinc-coated chromoly signature series extensions and signature series augers. The kits include a 3 1/4" regular auger, four 3' extensions, 18" rubber-coated handle, regular slide hammer, 2" x 6" split-core sampler, 2" x 6" plastic liner, two end caps, two crescent wrenches, universal slip wrench, and poly-canvas carrying case. See page 8 for information on 3 1/4" regular and SST soil auger heads, page 23-24 for more information on split-core samplers, and pages 93-94 for information about AMS handles, extensions, and slide hammers.



#403.40

Split-core sampling kits allow for immediate examination of your collected soil sample.

5/8" Threaded, Core & Split-Core Sampling Kits

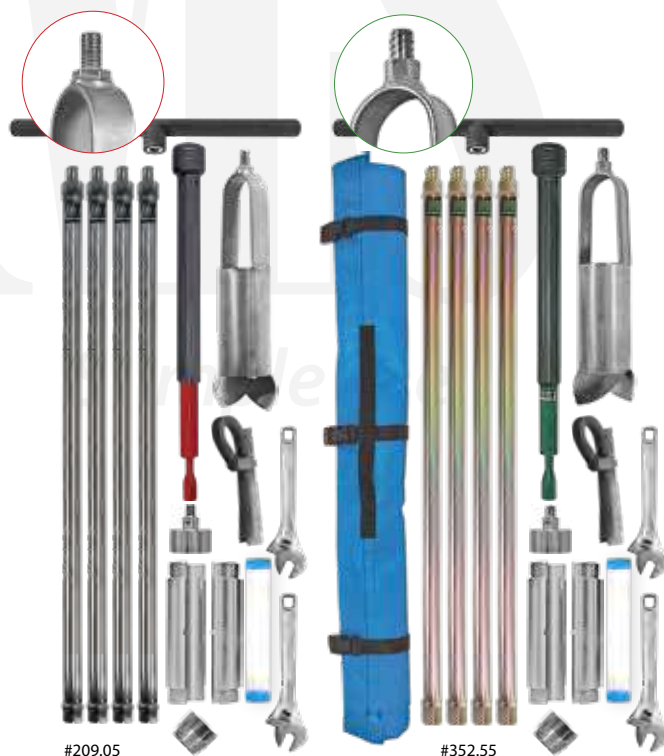
Part	Diameter	Length	Item	Material	Weight
209.07	3 1/4"	3'	Core Sampling Kit		32.5 lb.
209.05	3 1/4"	3'	Split-Core Sampling Kit	SST	32.5 lb.

Signature Series, Core & Split-Core Sampling Kits

Part #	Diameter	Length	Item	Material	Weight
352.54	3 1/4"	3'	Core Sampling Kit		32.5 lb.
352.55	3 1/4"	3'	Split-Core Sampling Kit		32.5 lb.

Soil Core & Split-Core Sampling Kits Replacement Parts

Part #	Diameter	Length	Item	Material	Weight
406.04		18"	5/8" Rubber-Coated Handle		1.1 lb
351.54		18"	Sig. Rubber-Coated Handle		1.1 lb
400.99			5/8" Regular Slide Hammer		10.3 lb
350.99			Sig. Regular Slide Hammer		10.3 lb
400.06	3 1/4"		5/8" Regular Soil Auger		2.6 lb
417.06	3 1/4"		5/8" Regular Soil Auger	SST	2.6 lb
350.06	3 1/4"		Sig. Regular Soil Auger		2.7 lb
408.02		3'	5/8" Extension		1.7 lb
409.08		3'	5/8" Extension	SST	1.7 lb
351.02		3'	Sig. Extension		1.7 lb
404.10	2"	6"	5/8" Core Sampler		
403.40	2"	6"	5/8" Split-Core Sampler	SST	
354.16	2"	6"	Sig. Core Sampler		
355.32	2"	6"	Sig. Split-Core Sampler	SST	
421.29			Universal Slip Wrench		1.3 lb
421.10		12"	Crescent Wrench		1.7 lb
430.00		3'	Poly-Canvas Case		2.5 lb



#209.05

#352.55

Basic Soil Sampling Kits

AMS basic sampling kits provide everything you'll need to auger to a target depth as deep as 12' and obtain a relatively undisturbed soil core sample. The kits are used worldwide by soil scientists, agronomists, and construction companies for site investigations.



Signature Series, Basic Soil Sampling Kits

Part #	Diameter	Item	Weight	Price
352.53	2 1/4"	Signature Basic Soil Sampling Kit	56.0 lb.	\$ 1,641.90
352.51	3 1/4"	Signature Basic Soil Sampling Kit	60.0 lb.	\$ 1,580.40

Signature Series, Basic Soil Sampling Kits Replacement Parts and Accessories

Part #	Diameter	Length	Item	Weight	Price
350.08	2 1/4"		Sig. Regular Auger	1.7 lb.	
350.20	2 1/4"		Sig. Mud Auger	1.6 lb.	
350.42	2 1/4"		Sig. Sand Auger	1.7 lb.	
350.06	3 1/4"		Sig. Regular Auger	2.7 lb.	
350.18	3 1/4"		Sig. Mud Auger	1.6 lb.	
350.40	3 1/4"		Sig. Sand Auger	2.6 lb.	
354.15	1 1/2"	6"	Sig. Core Sampler Cup & Cap	2.1 lb.	
404.10	2"	6"	Sig. Core Sampler Cup & Cap	2.9 lb.	
351.54		18"	Sig. Rubber-Coated Cross Handle	1.1 lb.	
350.99			Sig. Series Reg. Slide Hammer	10.3 lb.	
351.03		4'	Sig. Series Extension	1.7 lb.	
421.10		12"	Crescent Wrench	1.7 lb.	
421.29			Universal Slip Wrench	1.3 lb.	
430.11	1 1/2"	12"	Nylon Brush	0.2 lb.	
430.07	2"	12"	Nylon Brush	0.2 lb.	
430.01			AMS Deluxe Carrying Case 1750	29.0 lb.	

EXPENDABLES

405.08	1 1/2"	6"	Plastic Liner	0.1 lb.
404.21	2"	6"	Plastic Liner	0.2 lb.
418.08	1 1/2"		Plastic End Cap	0.1 lb.
418.10	2"		Plastic End Cap	0.1 lb.

ACCESSORIES

351.56	18"		Sig. Series Ratcheting Cross Handle	2.4 lb.
--------	-----	--	-------------------------------------	---------



5/8" Threaded, Basic Soil Sampling Kits

Part #	Diameter	Item	Weight
209.53	2 1/4"	Basic Soil Sampling Kit	56.0 lb.
209.51	3 1/4"	Basic Soil Sampling Kit	60.0 lb.

5/8" Threaded, Basic Soil Sampling Kits Replacement Parts and Accessories

Part #	Diameter	Length	Item	Weight
400.08	2 1/4"		5/8" Thread Regular Auger	1.7 lb.
400.20	2 1/4"		5/8" Thread Mud Auger	2.3 lb.
400.42	2 1/4"		5/8" Thread Sand Auger	1.7 lb.
400.06	3 1/4"		5/8" Thread Regular Auger	2.6 lb.
400.18	3 1/4"		5/8" Thread Mud Auger	2.3 lb.
400.40	3 1/4"		5/8" Thread Sand Auger	2.6 lb.
404.38	1 1/2"	6"	Core Sampler Cup & Cap	2.9 lb.
404.10	2"	6"	Core Sampler Cup & Cap	2.9 lb.
406.04		18"	Rubber-Coated Cross Handle	1.3 lb.
400.99			5/8" Thread Reg. Slide Hammer	10.3 lb.
408.03		4'	5/8" Thread Extension	2.3 lb.
421.10		12"	Crescent Wrench	1.7 lb.
421.29			Universal Slip Wrench	1.3 lb.
430.11	1 1/2"	12"	Nylon Brush	0.2 lb.
430.07	2"	12"	Nylon Brush	0.2 lb.
430.01			AMS Deluxe Carrying Case 1750	29.0 lb.

EXPENDABLES

405.08	1 1/2"	6"	Plastic Liner	0.1 lb.
404.21	2"	6"	Plastic Liner	0.2 lb.
418.08	1 1/2"		Plastic End Cap	0.1 lb.
418.10	2"		Plastic End Cap	0.1 lb.

ACCESSORIES

406.80	18"		5/8" Thread Ratcheting Cross Handle	2.1 lb.
--------	-----	--	-------------------------------------	---------

#209.55



Environmental Soil Sampling Kits

These kits are used for sampling in soils where there is potential for contamination below the ground surface. They use stainless steel (SST) components that allow for easy decontamination.

5/8" Threaded, Environmental Soil Sampling Kits

Part #	Diameter	Item	Material	Weight
209.57	2 1/4"	Environmental Soil Sampling Kit	SST	58.0 lb.
209.55	3 1/4"	Environmental Soil Sampling Kit	SST	62.0 lb.
209.58	2 1/4"	Deluxe Environmental Soil Sampling Kit	SST	68.0 lb.
209.56	3 1/4"	Deluxe Environmental Soil Sampling Kit	SST	72.0 lb.

5/8" Threaded, Environmental Soil Sampling Kits Replacement Parts and Accessories

Part #	Diameter	Length	Item	Material	Weight
417.04	2 1/4"		5/8" Thread Regular Auger	SST	1.7 lb.
418.04	2 1/4"		5/8" Thread Mud Auger	SST	1.7 lb.
420.04	2 1/4"		5/8" Thread Sand Auger	SST	1.8 lb.
417.06	3 1/4"		5/8" Thread Regular Auger	SST	2.6 lb.
418.06	3 1/4"		5/8" Thread Mud Auger	SST	2.3 lb.
420.06	3 1/4"		5/8" Thread Sand Auger	SST	2.6 lb.
403.591	1 3/8"	6"	Split-Core Sampler with Core Tip	SST	4.0 lb.
403.40	2"	6"	Split-Core Sampler with Core Tip	SST	6.0 lb.
406.04		18"	Rubber-Coated Cross Handle		1.3 lb.
400.99			5/8" Thread Reg. Slide Hammer		10.3 lb.
409.09		4'	5/8" Thread Extension	SST	2.2 lb.
421.10		12"	Crescent Wrench		1.7 lb.
421.29			Universal Slip Wrench		1.3 lb.
430.21	1 1/2"	12"	Brush	SST	0.2 lb.
430.17	2"	12"	Brush	SST	0.2 lb.
430.01			Deluxe Carrying Case 1750		29.0 lb.

EXPENDABLES

406.56	1 3/8"	6"	Plastic Liner		0.1 lb.
404.21	2"	6"	Plastic Liner		0.2 lb.
418.11	1 3/8"		Plastic End Cap		0.1 lb.
418.10	2"		Plastic End Cap		0.1 lb.

ACCESSORIES

406.80		18"	5/8" Thread Ratcheting Handle		2.1 lb.
--------	--	-----	-------------------------------	--	---------



#424.38

Soil Classification Kit

The signature series soil classification kit was assembled for in situ soil investigations to depths of 12'. This ergonomic, user-friendly kit was built with operator comfort and efficiency in mind.

Signature Series, Soil Classification Kit

Part #	Item	Weight
424.38	Signature Series Soil Classification Kit	66.0 lb.

Sig. Series, Soil Classification Kit Replacement Parts

Part #	Diameter	Length	Item	Weight
350.07	2 3/4"		Sig. Regular Auger	2.1 lb.
350.19	2 3/4"		Sig. Mud Auger	1.9 lb.
400.57	2 1/2"		Sig. Open Faced Auger	1.3 lb.
351.03		4'	Sig. Extension	1.7 lb.
351.56		18"	Sig. Ratcheting Cross Handle	2.4 lb.
350.99			Sig. Regular Slide Hammer	10.3 lb.
355.32	2"	6"	Split-Core Sampler with Core Tip	6.0 lb.
403.10	5/8"	3'	5/8" Thread Extendable Tile Probe Complete w/ 5/8" Cross Handle	3.3 lb.
404.21	2"	6"	Plastic Liner	0.2 lb.
418.10	2"		Plastic End Cap	0.1 lb.
421.10		12"	Crescent Wrench	1.7 lb.
421.29			Universal Slip Wrench	1.3 lb.
430.17	2"	12"	Brush SST	0.2 lb.
504.00			Munsell® Soil Binder with Chart	0.8 lb.
55647			Idaho Spoon	0.5 lb.
430.01			Deluxe Carrying Case 1750	29.0 lb.
21151			Wire Cleaning Brush	0.25 lb.



#424.38





#206.20

3 1/4" Hex Quick Pin Basic Sampling Kit

You asked for it and we listened. No more threaded connections! The New AMS 3-1/4" Hex Quick Pin Sampling Kit allows for collection of both disturbed & relatively undisturbed core samples down to a depth of 12'. This kit features hardened steel male/female hex connections that accept standard 3/8" snapper pins or heat treated 3/8" U-clips. The simplicity of the snap pins is unmatched for hand auger applications, while the heat treated 3/8" U-clips will allow you to hammer & reverse hammer your core sampler with confidence. Both of these connections offer easy assembly/disassembly on site & will allow you to accomplish your sampling task quicker & more efficiently. The kit comes with three different auger types (regular, mud, sand) and enough extensions to auger down to a depth of 12'. Other kit components include a 2" x 6" core sampler with slide hammer attachment, hex quick pin cross handle, cleaning brush, universal slip wrench, ball pein hammer (for knocking U-clips in & out), (5) standard 3/8" snapper pins, (5) heat treated 3/8" U-clips. All of these components fit securely in a foam lined, poly-reinforced carrying case with handles and wheels for added portability.



AMS Hex Quick Pin Sampling Kit

Part #	Item	Weight
206.20	3 1/4" Hex Quick Pin Sampling Kit	65.0 lb.

AMS Hex Quick Pin Sampling Kit Replacement Parts

Part #	Item	Weight
11678	Ball Pein Hammer 16 oz	1.0 lb.
12767	Heat Treated U-Clip	0.1 lb.
12768	Snapper Pin	0.1 lb.
404.21	2" X 6" Plastic Liner	0.12 lb.
404.35	2" X 6" SCS Cup	1.48 lb.
58507	2" Hex Quick Pin Core Sampler Cap	1.62 lb.
418.10	2" Plastic End Cap	0.01 lb.
421.29	Universal Slip Wrench	1.24 lb.
430.01	AMS Deluxe Carrying Case 1750	28.9 lb.
430.07	2" X 12" Nylon Brush	0.2 lb.
58501	3 1/4" Hex Quick Pin Regular Auger	2.9 lb.
58502	3 1/4" Hex Quick Pin Mud Auger	2.64 lb.
58503	3 1/4" Hex Quick Pin Sand Auger	2.64 lb.
58504	18" Hex Quick Pin Rubber Coated Cross Handle	1.75 lb.
58505	Hex Quick Pin 4' Extension	3.15 lb.
58506	Hex Quick Pin Slide Hammer	11.2 lb.

AMS Hex Quick Pin Sampling Kit Accessories

Part #	Item	Weight
306.071	Hex Quick Pin Ratcheting Cross Handle	3.86 lb.





#424.34



#424.33

5/8" Threaded, Soil Fertility Slide Hammer Kits

Part #	Diameter	Item	Weight
424.36	1"	Soil Fertility Kit with Compact Slide Hammer	22.0 lb.
424.34	1 1/4"	Soil Fertility Kit with Compact Slide Hammer	22.0 lb.

5/8" Threaded, Soil Fertility Hammer-Head Kits

Part #	Diameter	Item	Weight
424.35	1"	Soil Fertility Kit with Hammer-Head Handle	22.0 lb.
424.33	1 1/4"	Soil Fertility Kit with Hammer-Head Handle	22.0 lb.

5/8" Threaded, Soil Fertility Kits Replacement Parts

Part #	Diameter	Length	Item	Weight
424.62			AMS Small Carrying Case	5.7 lb.
401.26		10"	5/8" Thread Cross Handle w/ Grips	0.9 lb.
400.96			5/8" Thread Compact Slide Hammer	7.7 lb.
401.27		12"	5/8" Thread Hammer-Head Handle	4.3 lb.
11677			Dead Blow Hammer (37 oz.)	2.4 lb.
408.01		2'	5/8" Thread Extension	1.2 lb.
424.60	1 1/4"	18"	Triple-Lead Flighted Auger	2.0 lb.
424.61	1 1/2"	18"	Triple-Lead Flighted Auger	2.0 lb.
430.11	1 1/2"	12"	Nylon Brush	0.1 lb.
1002.10	3/4"	12"	Nylon Brush (Tapered)	0.1 lb.
424.58			Adjustable Foot Step	2.0 lb.
56975	1"	14" (w/ 12" window)	5/8" Thread Soil Fertility Probe	1.3 lb.
56994	1 1/4"	14" (w/ 12" window)	5/8" Thread Soil Fertility Probe (accepts plastic liner)	1.9 lb.
56803	1"		Reg. Oversized Replacement Tip	0.1 lb.
56756	1"		Clay Replacement Tip	0.1 lb.
56757	1"		Mud Replacement Tip	0.1 lb.
56827	1"		Serrated Replacement Tip	0.1 lb.
56801	1 1/4"		Reg. Oversized Replacement Tip	0.2 lb.
56796	1 1/4"		Clay Replacement Tip	0.2 lb.
56797	1 1/4"		Mud Replacement Tip	0.2 lb.
56826	1 1/4"		Serrated Replacement Tip	0.2 lb.
56760	7/8"		Soil Ejector Scoop	1.0 lb.
56761	1 1/8"		Soil Ejector Scoop	1.0 lb.
425.77			Spanner Wrench	0.1 lb.
425.02	1"	12"	Plastic Liner	0.1 lb.
425.18	1"		Plastic End Cap	0.1 lb.



#424.33

#424.34

Soil fertility kits include either a compact slide hammer or hammer-head cross handle and dead blow hammer. Both versions are available with either a 1" or 1 1/4" probe and tips. The 1 1/4" kits include a plastic liner and end caps. The 1in kits do not use liners.

Soil Fertility Kits

AMS soil fertility kits are used by agronomists and others specializing in soil fertility. They provide everything you need for cutting and drawing samples from a variety of soil conditions. AMS soil fertility kits include a replaceable-tip soil probe (1" x 14" or 1 1/4" x 14"), along with a standard tip, clay tip, mud tip, and a serrated tip. The four tips included in each kit will allow you to increase and improve your sample recovery in a variety of soil conditions. The kits also come with a 10" cross handle, 2' extension, adjustable foot step, soil ejector scoop (7/8" or 1 1/8"), cleaning brush (3/4" x 12" or 1 1/2" x 12"), spanner wrench, triple-lead flighted auger (1 1/4" x 18" or 1 1/2" x 18"), compact carrying case and either the AMS compact slide hammer or hammer-head cross handle. Plastic liners and end caps are included with 1 1/4" kits, but are not used with 1" kits. In soft, moist, or tilled soils, use the 10" handle and, if needed, the adjustable footstep. Either the slide hammer or the hammer-head cross handle and dead blow hammer are used to pound the soil fertility probe into dry, hard-packed soils. The slide hammer also allows you to reverse hammer to assist in retrieving the sampler.





3/4" Threaded, Professional Soil Sampling Kits

Part #	Diameter	Item	Weight
402.23	2 1/4"	3/4" Thread, Professional Soil Sampling Kit	59.0 lb.
402.24	3 1/4"	3/4" Thread, Professional Soil Sampling Kit	63.0 lb.

3/4" Threaded, Professional Soil Sampling Kits Replacement Parts and Accessories

Part #	Diameter	Length	Item	Material	Weight
402.25	3 1/4"		3/4" Thread, Professional Regular Auger		2.9 lb.
402.26	2 1/4"		3/4" Thread, Professional Regular Auger		1.5 lb.
402.27	3 1/4"		3/4" Thread, Professional Mud Auger		2.6 lb.
402.37	2 1/4"		3/4" Thread, Professional Mud Auger		1.5 lb.
402.29	1 3/8"	6"	3/4" Split-Core Sampler w/ Core Tip	SST	2.9 lb.
402.30	2"	6"	3/4" Split-Core Sampler w/ Core Tip	SST	6.0 lb.
402.34	1 3/8"		3/4" Split-Core Cap	SST	0.7 lb.
402.35	2"		3/4" Split-Core Cap	SST	1.0 lb.
402.31		18"	3/4" Thread, Rubber-Coated Handle		1.3 lb.
406.87		18"	3/4" Thread, Ratcheting Cross Handle		2.5 lb.
57780			3/4" Thread, Professional Slide Hammer		10.3 lb.
402.32	4"		3/4" Thread Extension	coated	2.5 lb.
402.33	3'		3/4" Thread Extension	coated	2.0 lb.
424.001			3/4" Thread, Rock Breaker Kit		1.5 lb.
421.10		12"	Crescent Wrench		1.7 lb.
421.29			Universal Slip Wrench		1.3 lb.
430.21	1 1/2"	12"	Brush	SST	0.2 lb.
430.17	2"	12"	Brush	SST	0.2 lb.
430.01			Deluxe Carrying Case 1750		29.0 lb.
EXPENDABLES					
406.56	1 3/8"	6"	Plastic Liner		0.2 lb.
404.21	2"	6"	Plastic Liner		0.2 lb.
418.11	1 3/8"		Plastic End Cap		0.1 lb.
418.10	2"		Plastic End Cap		0.1 lb.

Professional Soil Sampling Kits

This kit is designed for soil sampling professionals who want the strongest, most durable connection on all of their new and improved augers, extensions, cross handles, slide hammers, and split-core samplers. They are AMS's newest and most impressive soil sampling kits to date.

AMS professional series sampling kits come with 3/4" threaded professional regular auger and mud auger (2 1/4" or 3 1/4"), as well as three 4' extensions, 18" rubber-coated cross handle, 10 lb. slide hammer, split-core sampler (2" x 6" or 1 3/8" x 6"), plastic liner, two end caps, rock breaker kit, cleaning brush, universal slip wrench, and two adjustable crescent wrenches. All of the components fit into an included AMS deluxe carrying case with handles and wheels for added portability.

All of the AMS professional series components have been made stronger and more durable than our standard components, and they feature AMS's strongest, most durable connection type. Professional series augers have been beefed up from bit to bale. They feature the trusted AMS 3/4" threaded connection and have thicker (11 gauge) cutting teeth with stronger welds and extra tungsten carbide hard surfacing. They are also reinforced with extra gussets that are welded at both the top and bottom of the bail. These gussets help prevent the bail from bending or twisting when augering into hard or rocky soils, or when the augered hole is exceptionally deep.

The professional series 3/4" threaded extensions are constructed of a larger 1" diameter chrome molybdenum tubing and are powder-coated safety orange for added rust resistance. The redesigned 10 lb. rubber-coated slide hammer is equipped with a more robust 3/4"-diameter inner slide bar that makes it more reliable and prevents bending of the bar. The new split-core sampler caps include a thicker (.800") top cap than our standard split-core samplers. The thicker top cap is designed to match up with the larger 3/4" threaded female connection of the new professional slide hammer to provide increased durability. The cap works with regular split-core cup sets. Split-core sampler dimensions are based on the OD of their liner. The OD of the sampler can be up to 1/2" larger. The AMS 3/4" connection may also be added to core samplers as well as other components for only \$25.

Contact AMS customer service for more information.





#360.01

Gas Powered Core Sampling Kit

The AMS Gas Powered Core Sampling Kit with gasoline powered Gas Powered REDI Boss Hammer is ideal for obtaining core samples up to a depth of *8ft. (2.4m). The complete set contains: Gas Powered REDI Boss Hammer, (1) 4ft. Deluxe AMS Carrying Case, (1) 3ft. Deluxe AMS Carrying Case, GP Slotted Sampler Tube 4ft., (2) GP Upper Extensions 2ft., (2) GP Lower Extensions 2ft., GP Drive Head Adapter, (2) 14in. Pipe Wrenches, Clean Out Spoon, GP Drive Tip, GP Liner Retainer Coupler, AMS Foot Jack, 2in. Foot Jack Shackles (1 Set of 2), 1-1/2in. Core Catcher, Cleaning rods with brushes & T-handle, (4) plastic end caps, (1) plastic liner 1.5in. x 4ft & (1) plastic liner 1.5in. x 2ft.

**Achievable depth is dependent on soil conditions.*

Gas Powered Core Sampling Kit

Part #	Weight
360.01	165 lb.



Uses for the Gas Powered Core Sampling Kit

The AMS Gas Powered Core Sampling Kit sampler tubes have male/female (modified acme) heat treated threads. The 4ft. sampler tube found in this kit has a 4ft. sample slot milled in the side of it which allows it to be run with or without a plastic liner. If a sample is collected in this sample tube without a plastic liner, the AMS cleanout Tool may be used to eject to the core sample from the slot. Also included in the kit are (2) lower & (2) upper 2ft. sampler tubes. These sampler tubes give you the option of creating a 2ft. or 4ft. sampler. Upon assembly, you will notice two parallel knurl marks on each of the (4) sampler tubes. When creating a 2ft. sampler, these knurl marks should be at the top of the sampler. When creating a 4ft. sampler tube, the knurl marks on both extensions should meet at the connection point in the middle of the sampler. (Please refer to the expanded photo on the TDS). Properly connecting your tubes with these knurl marks in the correct position will ensure the proper timing of your sample liner, so that there is minimal 'liner float' inside the sampler.

Whether you are running a 2ft. sampler or a 4ft. sampler, there will be times when you need to lower the sampler in an existing borehole in order to collect a core from a deeper interval. This is when you will use the liner retainer coupler. The liner retainer coupler holds your liner in place inside the 'lead' sampler and allows you to add an additional sampler extension tube. After driving your sampler to depth, the AMS Foot Jack is an ergonomic and easy way to remove your sampler. Simply slide the 2in. Foot Jack Shackles over the drive head of the sampler and step on the foot pad of the removal jack. The rings will automatically fall lower on the rod and grab each time you press down on the foot pad. Please note that if the soil is soft at the surface, it is beneficial to have additional stability underneath the footplate of the removal jack to keep it from sinking.

Gas Powered Core Sampling Kit

Part #	Item	Weight
360.01	Gas Powered Core Sampling Kit	165 lb.

Gas Powered Core Sampling Kit Replacement Parts

Part #	Item	Weight
430.01	4 ft. AMS Deluxe Carrying Case 1750	28.00 lb.
430.25	3 ft. AMS Deluxe Carrying Case 1700 Black	18.00 lb.
418.08	1 1/2" Plastic End Cap	0.40 lb.
61876	1 1/2" Plastic Core Catcher (white, soft)	0.10 lb.
5006.84	Steel T-Handle, 3/8" Thread	0.15 lb.
5009.09	Brush for 2 1/8" or 2 3/8" DP Extensions	0.10 lb.
5009.20	4' Rod for Accessories 3/8"	1.50 lb.
5618.118	SBS Internal Rod (Part K)	0.50 lb.
5006.423	1 1/2" x 2' PVC Liner (Box of 96)	0.42 lb.
5006.425	1 1/2" x 4' PVC Liner	0.66 lb.
213.93	Gas Powered REDI Boss Hammer with 3 1/8" Barrel Includes Friction Fit 2" Reducer Sleeve for 3 1/8" Barrel	35.00 lb.
14327	Pipe Wrench 14"	2.50 lb.
61453	GP Slotted Sampler Tube 4'	10.70 lb.
61451	GP Upper Extension	6.80 lb.
61448	GP Lower Extension	6.80 lb.
57875	Clean Out Spoon	0.65 lb.
61449	GP Drive Head Adapter	7.65 lb.
61450	GP EDT	0.75 lb.
61642	GP Liner Retainer Coupler	1.05 lb.
61568	2" Foot Jack Shackles	7.90 lb.
61431	AMS Foot Jack Only	11.60 lb.

Accessories

Part #	Item	Weight
213.96	COBRA Pro Gas Breaker 1 1/4" x 6" Shank	50.00 lb.
213.97	Hammer Anvil Cobra Pro 1 1/4" x 6"	5.00 lb.
213.95	GP Hammer Carrying Case w/ Fuel Can - REDI Box	13.0 lb.





#209.63



Flighted Auger Kits

AMS 2" flighted auger kits are equipped to drill access holes up to 9' and collect soil samples into liners using the 1 1/2" x 6" core sampler. They include 5/8" threaded male to SDS-Max adapter, 1 1/2" x 6" core sampler, slide hammer, 2" flighted lead auger with hard surfaced tip, 2" carbide tip, two 2" x 3' flighted extensions, three 5/8" x 4' extensions, universal slip wrench, 1 1/2" x 12" nylon brush, and deluxe carrying case. Some kits also include a DeWalt D25763K rotary hammer drill. Additional extensions may be added to obtain deeper depths.

5/8" Threaded, Flighted Auger Kits

Part #	Diameter	Item	Material	Weight
209.61	2"	Flighted Auger Kit with DeWalt D25763K		103.0 lb.
209.10	2"	Flighted Auger Kit (without Drill)		66.0 lb.
209.63	2"	Flighted Auger Kit with DeWalt D25763K	SST	110.0 lb.
209.13	2"	Flighted Auger Kit (without Drill)	SST	66.0 lb.

Flighted Auger Kits Replacement Parts & Accessories

Part #	Diameter	Length	Item	Material	Weight
404.39	1 1/2"	6"	SCS w/ Slide Hammer		12.3 lb.
404.97	1 1/2"		Lead Auger No Tip		5.1 lb.
405.00	1 1/2"		Lead w/Hard Faced Tip		5.4 lb.
405.28	1 1/2"		Lead w/ Carbide Tip		5.4 lb.
404.99	1 1/2"		Hard Surfaced Tip		0.4 lb.
405.25	2"		Hard Surface Tip		0.7 lb.
405.23	2"		Flighted Lead Auger with Hard Surfaced Tip		6.0 lb.
404.96	2"		Flighted Lead Auger (w/out tip)		5.8 lb.
404.98	1 1/2"		Carbide Tip		0.4 lb.
405.26	2"		Carbide Tip		0.7 lb.
405.01	1 1/2"	3'	Flighted Extension		5.3 lb.
405.24	2"	3'	Flighted Extension		5.8 lb.
408.03		4'	Extension		2.3 lb.
404.64	1 1/2"	6"	Core Sampler with Regular Slide Hammer	SST	12.7 lb.
409.34	1 1/2"		Tip Only	SST	0.4 lb.
409.36	2"		Flighted Auger Tip	SST	0.4 lb.
409.30	1 1/2"	3'	Flighted Extension	SST	5.1 lb.
409.32	2"	3'	Flighted Extension	SST	5.3 lb.
409.09		4'	Extension	SST	2.1 lb.
421.29			Universal Slip Wrench		1.3 lb.
430.11	1 1/2"	12"	Nylon Brush		0.2 lb.
430.01			Deluxe Carrying Case 1750		29.0 lb.

DRILLS

213.94			DeWalt D25763K- 2" SDS Max Combination Hammer Drill		19.1 lb.
214.20			5/8in Threaded Male to SDS-Max Drill Adapter		0.8 lb.

EXPENDABLES

405.08	1 1/2"	6"	Plastic Liners		0.1 lb.
418.08	1 1/2"		Plastic End Caps		0.1 lb.



Quick Connect Flighted Auger Kit

This AMS kit allows users to quickly achieve depths of 9' using the recommended rotary hammer drill. The male/female hex fittings of the quick connect connections make adding and disconnecting flighted extensions easier than ever before, and they allow for reverse augering! Quick connect connections also prevent the flighted sections from binding or locking up while augering. The lead auger tip has replaceable carbide inserts that can be replaced after they become worn. The kits include a 2" x 36" quick connect auger, 2 1/2" lead bit, 5/8" threaded female to quick connect female adapter, 5/8" threaded male to SDS-Max drill adapter, three 5/8" x 4' extensions, 1 1/2" x 6" core sampler, 5/8" regular slide hammer, quick connect rubber-coated handle, 1 1/2" x 12" nylon brush, universal slip wrench, and an AMS deluxe carrying case.



#209.11

Quick Connect, Flighted Auger Kit

Part #	Diameter	Length	Item	Weight
209.11	2"	36"	QC Flighted Auger Kit	72.0 lb.
209.12	2"	36"	QC Flighted Auger Kit with DeWalt D25763K Drill	109 lb.

#209.11
Bore a hole with the flighted augers and collect a 1 1/2" x 6" soil core sample using the core sampler, extensions, and slide hammer. Users have sampled deeper than 16' with extra flighted extensions.

QC Flighted Auger Kit Replacement Parts and Accessories

Part #	Diameter	Length	Item	Weight
20045	2"	36"	QC Flighted Auger	9.5 lb.
306.06		18"	QC Rubber-Coated Cross Handle	1.1 lb.
408.03	5/8"	4'	5/8" Thread Extension	2.3 lb.
404.38	1 1/2"	6"	5/8" Core Sampler Cup & Cap	2.1 lb.
400.99			5/8" Thread Regular Slide Hammer	8.0 lb.
53265			5/8" Thread Female to QC Female Adapter	0.7 lb.
214.20			5/8" Thread Male to SDS-Max Drill Adapter	0.8 lb.
213.94			DeWalt D25763K- 2" SDS Max Combination Hammer Drill	19.1 lb.
430.11	1 1/2"	12"	Nylon Brush	0.2 lb.
20046	2 1/2"		Flighted Auger Tip with Replaceable Carbide Bits and Hex Connection	2.0 lb.
430.01			AMS Deluxe Carrying Case 1750	28.0 lb.
421.29			Universal Slip Wrench	1.3 lb.

EXPENDABLES

405.08	1 1/2"	6"	Plastic Liners	0.1 lb.
418.08	1 1/2"		Plastic End Caps	0.1 lb.

ACCESSORIES

Part #	Item	Weight
405.30	2" Carbide Tip	1.5 lb.

#409.80



Hollowstem Auger Kits

Hollowstem auger kits minimize the chance of cross contamination. The augers are capable of creating a cased borehole that is 6' deep with an inner and outer diameter of 1 1/8" and 3", respectively. Soil, gas vapor, and groundwater samples may be collected through the cased borehole. A special 24" soil probe with a 7/8" outer diameter is included to allow collection of a soil sample through the augers. The hollowstem auger kits include SDS-Max adapter, 5/8" threaded regular slide hammer, flighted lead auger, flighted extension, two 3' extensions, hard surfaced tip, crescent wrenches, nylon brush, deluxe carrying case, and optional DeWalt hammer drill.

The hollowstem soil recovery probe may also be used through the augers to collect samples into a liner. Gas vapor probes (pages 59-61) and bailers (page 77) up to 1" in diameter may also be used through AMS hollowstem augers.

#409.80

Collect soil, soil gas, or groundwater samples telescopically through AMS hollowstem augers.

5/8" Threaded, Hollowstem Auger Kits

Part #	Item	Weight
409.80	Hollowstem Auger Kit with DeWalt D25763K Drill	103.0 lb.
209.22	Hollowstem Auger Kit (without Drill)	66.0 lb.
409.55	Hollowstem Lead Auger Section	14.0 lb.
409.72	1" x 24" Hollowstem Soil Recovery Probe	1.6 lb.

Hollowstem Auger Kit Replacement Parts & Accessories

Part #	Item	Weight
409.55	Hollowstem Lead Auger Section	14.0 lb.
409.72	Hollowstem Soil Recovery Probe	1.6 lb.
409.51	Hollowstem Flighted Extension	9.2 lb.
409.60	Hollowstem Inner Rod	1.7 lb.
409.58	Hollowstem Plug	0.5 lb.
409.61	Hollowstem Adapter Cap	1.0 lb.
18296	Hollowstem SRP Cap	0.5 lb.
409.75	Hollowstem Replacement Tip	0.8 lb.
409.57	Hollowstem Flighted Section with Inner Rod	10.9 lb.
401.04	Regular Soil Probe	1.1 lb.
425.74	Hollowstem Soil Probe Replacement Tip	0.2 lb.
213.94	DeWalt D25763K- 2" SDS Max Combination Hammer Drill	37.0 lb.
214.20	5/8" Thread Male to SDS-Max Adapter	0.7 lb.
400.99	5/8" Regular Slide Hammer	10.2 lb.
421.10	12" Crescent Wrench	1.7 lb.
14327	14" Pipe Wrench	2.5 lb.
430.01	AMS Deluxe Carrying Case 1750	29.0 lb.
425.09	Plastic Liner	0.1 lb.
425.22	Plastic End Caps	0.1 lb.
Accessories		
213.46	5/8" Threaded Male to EA 410 Drill Adapter	1.0 lb.
213.83	Echo Gas Drill EA 410	26.0 lb.



Shown with optional EA 410 Gas Drill (part# 213.83)



Hollowstem Soil Recovery Probe

The hollowstem soil recovery probe can be used telescopically through the hollowstem lead auger section. The probe is also included in hollowstem auger kits and are used through the included hollowstem augers. The probe includes a 1" x 24" hollowstem soil recovery probe body, a 5/8" threaded top cap, 3/4" x 24" plastic liner, and two 3/4" end caps.

Hollowstem Soil Recovery Probe Replacement Parts

Part #	Item	Weight
58925	HS Probe Replacement Tip	0.1 lb.
18296	HS Cap with 5/8 NC Thread	0.25 lb.
425.09	3/4" x 24" Plastic Liner	0.08 lb.
425.22	3/4" Plastic End Cap	0.02 lb.



#409.72

Hollowstem Lead Auger Section

This complete dual-tube hollowstem lead auger is capable of creating a cased borehole to a depth of 3'. The lead auger sections includes an SDS-Max adapter, 3' flighted extension, inner extension rod, plug, cap, and tip. All of the components included in the hollowstem lead auger section are also included in the AMS hollowstem auger kits (right).



#409.55



#206.10



Frozen Soil Auger Kit

The AMS Frozen Soil Powered Auger Kit was designed to core through those dreaded frozen soil conditions. The kit comes with the core barrel auger, two 1ft. hex quick pin extensions, two threaded/hex quick pin adapters, SDS-Max rotary hammer drill adapter, Idaho spoon cleanout tool, SST cleaning brush & one hard side carrying case with foam lining. The kit is designed to work with an SDS-Max rotary hammer drill.

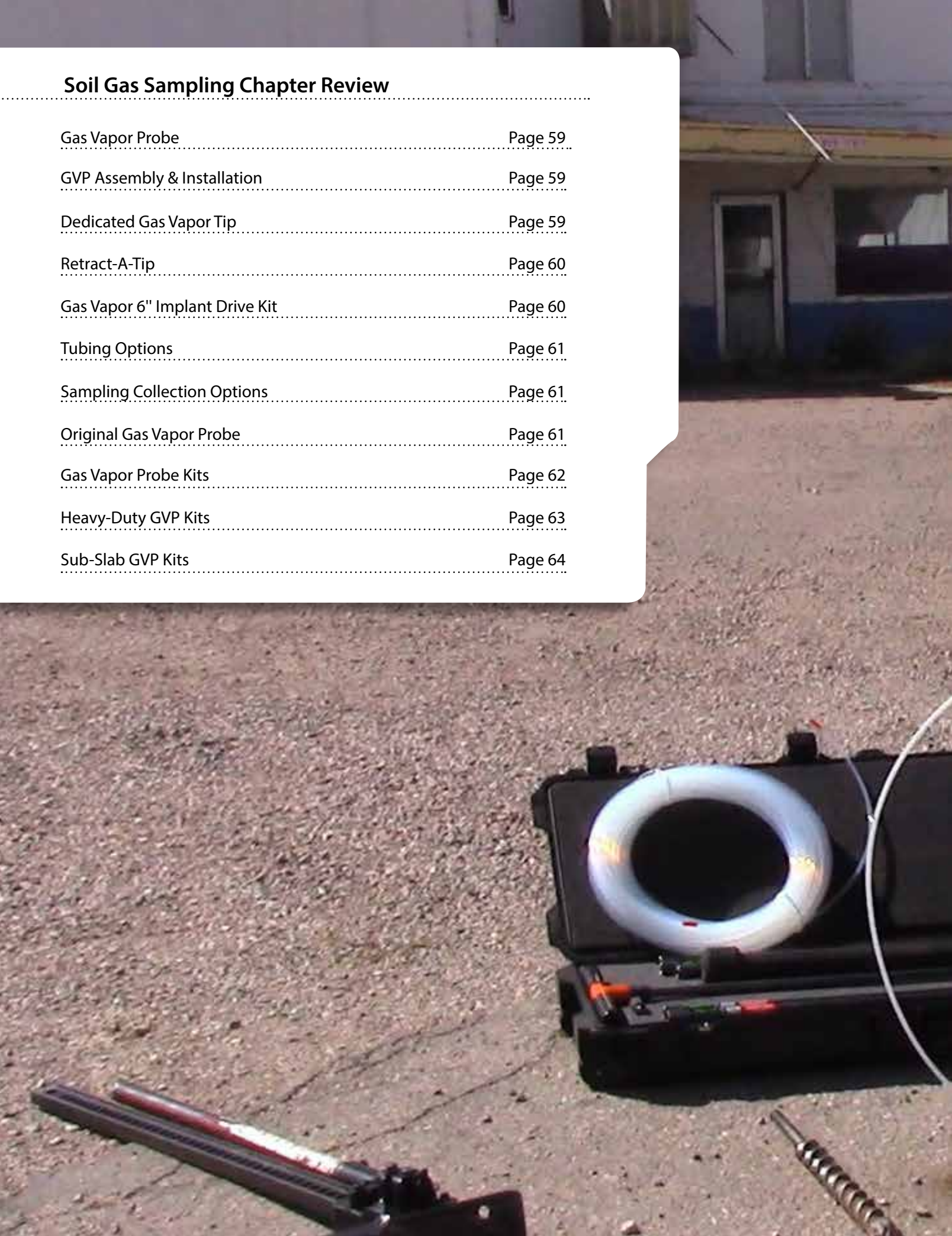
Frozen Soil Powered Auger Kit Replacement Parts

Part #	Item	Weight
206.10	Frozen Soil Auger Kit	17 lb.
10142	2-3/8" Earth Core Barrel Auger w/ Carbide Teeth	2.90 lb.
58508	(1-1/4" #7) threaded to Hex QP Adapter	1.40 lb.
55647	Idaho Spoon (Cleanout Tool)	0.80 lb.
430.17	2" x 12" Stainless Steel Cleaning Brush	0.15 lb.
58509	1' Hex QP Extension	1.85 lb.
424.62	AMS Small Carrying Case	5.50 lb.
53266	Quick Connect Female to 3/4" female adapter	0.7 lb.
405.32	SDS Max to 3/4" Male Adapter	1.15 lb.
Available Rotary Hammer Drills		
213.94	DeWalt D25763K- 2" SDS Max Combination Hammer Drill	19.1 lb.
Accessories		
10141	2-1/4" Earth Core Barrel Auger w/ Carbide Teeth (regular soil conditions)	
213.46	5/8" Threaded Male to EA 410 Drill Adapter	1 lb.
213.83	Echo Gas Drill EA 410	21.4 lb.



Soil Gas Sampling Chapter Review

Gas Vapor Probe	Page 59
GVP Assembly & Installation	Page 59
Dedicated Gas Vapor Tip	Page 59
Retract-A-Tip	Page 60
Gas Vapor 6" Implant Drive Kit	Page 60
Tubing Options	Page 61
Sampling Collection Options	Page 61
Original Gas Vapor Probe	Page 61
Gas Vapor Probe Kits	Page 62
Heavy-Duty GVP Kits	Page 63
Sub-Slab GVP Kits	Page 64





AMS soil gas sampling systems use fluoropolymer tubing to transfer the sample from the sampling point to the surface. Cut a length to allow for the maximum sampling depth plus some extra. Attach one end to the sampling tip and pass the other end through the first set of drive components. When each GVP extension is driven its length, remove the drive head adapter, add another GVP extension, and replace the drive head adapter before driving again. To open AMS dedicated tips, Retract-A-Tips, or gas vapor implants, pull back the GVP extension to expose the tip extraction ports.

A hand vacuum pump, electric vacuum pump, or electric vacuum station may be attached to the fluoropolymer tube to purge ambient air prior to collecting a sampling with a syringe, tedlar bag, or summa canister. To extract samples and allow them to be collected in a variety of specific procedures. Alternatively most PID and FID hydrocarbon detection instruments are provided with a positive displacement pump that may be connected to the fluoropolymer tube to obtain direct readings of hydrocarbon concentration.

The extendable tile probe may be used to check for underground obstructions. It may also be used as a pre-probing tool in non-caving soils, before installing the GVP.

AMS soil gas systems may also be used to provide a conduit for extracting groundwater samples.

Gas Vapor Probe (GVP) Assembly & Installation

AMS GVP systems are equipped with two different styles of 5/8" OD extensions: solid tile probe extensions, and hollow GVP rods. Extendable tile probe extensions are solid extensions designed to locate underground obstructions and to pre-punch pilot holes.

Hollow GVP extensions allow for 1/4" OD tubing to be used through the center of the rod. AMS dedicated tips, Retractable-Tip, or gas vapor implants can be connected to the tubing that is run through the hollow GVP extensions and driven to the target depth to begin sampling.

It is recommended that you pre-punch your hole to your target depth with the solid extendable tile probe extensions and tip. Then you can re-enter the same borehole with your hollow GVP extensions and sampling point. By doing this, you will substantially increase the life span of your equipment. The flighted auger with hard surfaced tip can be used to pre-drill boreholes in gravelly or hard soils prior to the insertion of GVP tips. Concrete bits are ideal for boring access holes through concrete and asphalt.

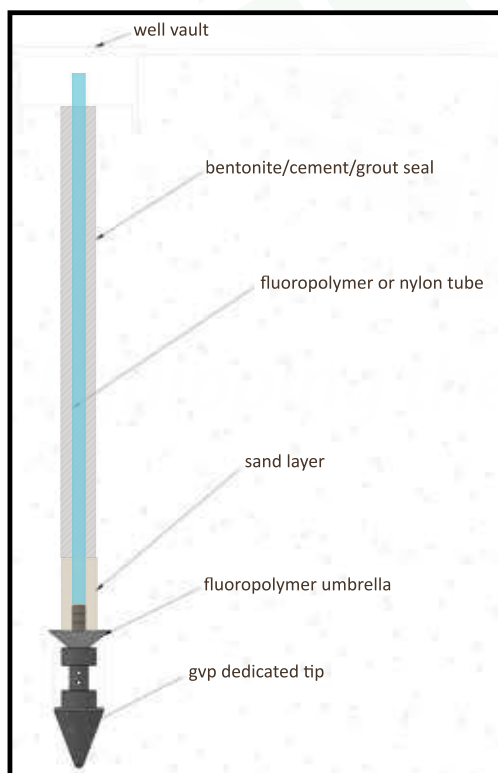


GVP Parts for Driving to Depth

Part #	Item	Weight
403.10	5/8" x 3' Extendable Tile Probe Complete (See page 25 for details)	3.3 lb.
403.09	5/8" x 4' Extendable Tile Probe Complete (See page 25 for details)	4.3 lb.
401.26	10" Soil Probe Cross Handle	0.9 lb.
403.12	5/8" NC Male to 5/8" NF Adapter	0.3 lb.
403.08	5/8" NF 4' Tile Probe Extension	4.2 lb.
403.11	5/8" NF 3' Tile Probe Extension	3.2 lb.
427.20	5/8" NF Extendable Tile Probe Coupling	0.1 lb.
403.13	5/8" NF Extendable Tile Probe Tip	0.2 lb.
214.22	1 1/2" Concrete Bit SDS-Max	4.2 lb.
214.26	2 1/2" Wild Bore SDS-Max	6.6 lb.
405.27	5/8" NC Male to Splined Drill Adapter	0.6 lb.
214.20	5/8" NC Male to SDS-Max Drill Adapter	0.8 lb.
405.23	2" x 36" Flighted Lead Auger with 2" Hard Surfaced Tip	6.0 lb.
405.24	2" x 36" Flighted Extension	5.8 lb.
405.26	2" Carbide Tip	0.7 lb.

GVP Parts for Retrieving Sample(s)

Part #	Item	Weight
400.99	5/8" NC Regular Slide Hammer	10.3 lb.
214.105	5/8" NC Slide Hammer Adapter to 3/4in OD	0.7 lb.
214.18	SDS-Max Drill Adapter to 3/4" OD	0.8 lb.
214.045	Extension Drive Adapter to 3/4" ID	2.0 lb.
214.06	5/8" NF 3' GVP Extension	2.6 lb.
214.05	5/8" NF 4' GVP Extension	2.4 lb.
427.20	5/8" NF Extendable Tile Probe Coupling	0.1 lb.
214.09	5/8" NF GVP Tip Drive End	0.2 lb.



Tip shown with optional SST screen.

Dedicated Gas Vapor Tip

Dedicated gas vapor tips are installed as long-term sampling points or left in the ground as expendable points. They are used for detecting hydrocarbon spills, underground storage tank and pipe leakages, landfill contamination, and hazardous waste sites. Soil gas monitoring with the AMS dedicated gas vapor tip is easily accomplished using a slide hammer or electric rotary hammer drill with GVP extensions and an extension drive adapter.

The unique design of the tip and accompanying fluoropolymer umbrella ensures an easy passage for the soil gas to enter the collection system. The umbrella is folded before inserting it into the end of the drive tip. After being driven to the sampling point, the drive string is retracted – allowing the tip to fall out and the umbrella to unfold. The umbrella assists in keeping the tip vapor inlets free of soil. The optional screen may also be used, particularly in fine grained soils or when sampling groundwater. The vapor inlet holes of the dedicated tips are slightly recessed and are protected by the GVP drive end to prevent them from becoming clogged during installation. These tips include the 300 series stainless steel dedicated GVP tip and fluoropolymer umbrella. The screen is sold separately.

Dedicated Tip & Replacement Parts

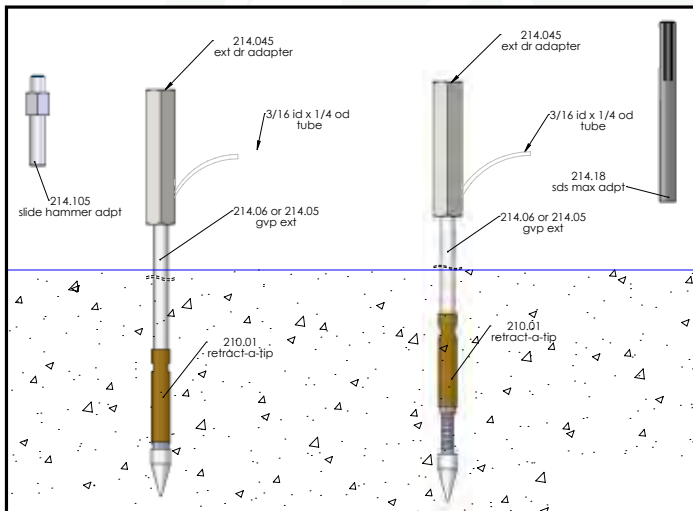
Part #	Item	Weight
211.00	Dedicated Gas Vapor Tip & Fluoropolymer Umbrella	0.1 lb.
212.00	Fluoropolymer Umbrella	0.1 lb.
212.05	GVP Screens	0.1 lb.
214.09	5/8in NF GVP Tip Drive End	0.2 lb.

Retract-A-Tip

This tip is driven into soil and opened for sample extraction. It is used to collect soil vapor samples below the ground surface, usually at discrete depths. It may be driven to the sampling point using an AMS slide hammer or electric rotary hammer drill with the GVP extensions and an extension drive adapter. The sampler is opened by retracting the extension string. When open, the sampling ports are exposed to the sampling area, but they are also protected from soil by a mesh screen. A vacuum applied to the fluoropolymer tube will allow recovery of gas or groundwater samples. The Retract-A-Tip includes a barbed insert, outer sleeve, inner nut, bottom nut, vapor inlet shaft, and screen. The sampler is made of 300 series stainless steel; the tip is 400 stainless steel. GVP kits are available.

Retract-A-Tip & Replacement Parts

Part #	Item	Weight
210.01	GVP Retract-A-Tip	0.6 lb.
210.05	Barbed Insert	0.1 lb.
210.06	Outer Sleeve	0.3 lb.
210.07	Inner Nut	0.1 lb.
210.08	Bottom Nut	0.1 lb.
210.09	Vapor Inlet Shaft	0.3 lb.
210.03	Retract-A-Tip Screen	0.1 lb.



Gas Vapor 6" Implant Drive Kit

The 6" implant drive kit is used for long-term soil gas monitoring, groundwater sampling, vapor extraction monitoring, and as a pressure measurement point in vacuum testing. By placing an implant in the subsurface using GVP rods, a user can collect a sample of soil atmosphere from their target sampling horizon. The kit includes a 6" gas vapor implant, 6" GVP implant drive end, and dedicated dummy tip. The implant drive end is made of steel, and the gas vapor implant and dummy tip are stainless steel.



Gas Vapor Implant Drive Kit & Replacement Parts

Part #	Item	Weight
21010	6" Gas Vapor Implant	0.2 lb.
55463	GVP 6" Drive End	0.8 lb.
55466	Dedicated Dummy Tip	0.1 lb.
55467	GVP Implant Drive Kit	1.0 lb.

Driving to Depth



Retrieving Sample(s)



Rotary Hammer Drills

Part #	Item	Weight
213.92	DeWalt D25600K Rotary Hammer	25.0 lb.
213.94	DeWalt D25763K- 2" SDS Max Combination Hammer Drill	19.1 lb.

GVP Accessories

Part #	Item	Weight
211.05	Removal Jack	30.0 lb.
211.06	Tee Jack Adapter	1.1 lb.

Tubing Options

Silicone tubing is often used as bridge tubing between the sampler fittings and either fluoropolymer or polyethylene tubing. If the correct (#15 or #16) bridge tubing is used, it creates a great seal on tubing and fittings. Fluoropolymer tubing can be used with a variety of AMS soil gas sampling systems and can meet certain requirements for long-term monitoring, regulatory requirements, and project scopes of work. Polyethylene tubing is cost-effective for soil gas surveys. Fluoropolymer and polyethylene tubing can be used with AMS vacuum stations and pumps for collection of soil gas samples.



#215.00

GVP Tubing Options

Part #	Item	Weight
5004.47	#15 x 50' Silicone Tubing	2.4 lb.
5004.48	#15 x 500' Silicone Tubing	26.9 lb.
5004.53	#16 x 25' Silicone Tubing	2.0 lb.
214.98	3/16" ID x 1/4" OD x 50' Fluoropolymer Tubing	1.1 lb.
214.99	3/16" ID x 1/4" OD x 100' Fluoropolymer Tubing	2.1 lb.
215.00	3/16" ID x 1/4" OD x 250' Fluoropolymer Tubing	5.1 lb.
215.12	3/16" ID x 1/4" OD x 500' Polyethylene Tubing	8.15 lb.
215.03	1/4" ID x 3/8" OD x 50' Fluoropolymer Tubing	1.1 lb.
215.04	1/4" ID x 3/8" OD x 100' Fluoropolymer Tubing	2.1 lb.
10658	1/4" Plastic End Cap	0.1 lb.
5004.28	Nylaflow Nylon Tubing Type T .19 ID x 1/4" OD	



Original Gas Vapor Probe Kit

Part #	Item	Weight
427.01	Original Gas Vapor Probe Kit	3.8 lb.

Original GVP Kit Replacement Parts

Part #	Item	Weight
401.26	5/8" Thread, 10" Cross Handle	0.9 lb.
427.04	Original GVP Base Adapter (SST)	0.3 lb.
427.06	Base Section w/ Liner Rod, Couplings & 1/2" to 5/8" Adapter	3.4 lb.
427.02	3' GVP Extension w/ Liner Rod, Coupling	3.0 lb.
427.05	4' GVP Extension w/ Liner Rod, Coupling	2.1 lb.
427.09	1/2" Coupling (SST)	0.1 lb.
427.11	GVP Barbed Adapter for 3/16" ID tubing	0.2 lb.

ACCESSORIES

400.99	5/8" Reg. Slide Hammer	10 lb.
215.06	Hand Pump	1.6 lb.
214.98	3/16" ID x 1/4" x 50' Fluoropolymer Tubing	1.1 lb.



Sample Collection Options

The vacuum station is a portable 12-volt system and can be used for soil gas sampling. It comes with a line gauge and in-line low-flow rotometer that can be used for measurement of the vacuum applied and volume extracted. An electric vacuum pump, hand vacuum pump, tedlar bags, and syringes are also available.

GVP Sample Collection Options

Part #	Item	Weight
2105.93	Sterile and Greaseless Luer Slip, 50 ml Syringe	0.1 lb.
2105.94	Sterile and Greaseless Luer Lock, 50 ml Syringe	0.1 lb.
2105.96	White Syringe Caps (100 qty)	0.1 lb.
2105.97	Blue Sterile Syringe Caps (100 qty)	0.1 lb.
2105.98	Sterile 3-way Stopcock/Valve	0.1 lb.
2105.92	1 L Tedlar Bags (10 qty) Lot Certification (TO-14)	1.0 lb.
2105.91	3 L Tedlar Bags (10 qty) Lot Certification (TO-14)	1.0 lb.
2105.89	5 L Tedlar Bags (10 qty) Lot Certification (TO-14)	1.0 lb.
2105.88	10 L Tedlar Bags (10 qty) Lot Certification (TO-14)	1.0 lb.
215.06	Manual Vacuum Pump	1.6 lb.
5052.40	Electric Vacuum Pump (12-Volt)	1.7 lb.
5052.45	Vacuum Station	35.0 lb.

Original Gas Vapor Probe

This system is excellent for shallow gas vapor sampling in easily penetrable soils for preliminary testing. The kit includes a 10" cross handle, 1/2" x 5/8" handle/hammer adapter, barbed adapter, 3' GVP extension with liner rod, and a base section with an attached probe tip and soil gas access holes. To use the probe, attach the handle or an optional slide hammer to the probe string using the handle/hammer adapter. Place the liner rod inside the base section when driving the probe to prevent soil entry. Both the base section and liner rod have threaded couplings for attachment to an extension with an inner rod. Replace the hammer adapter with the barbed adapter when collecting a soil gas sample.

**Note: The original GVP use both 1/2" NF and 5/8" NC connections.*





Gas Vapor Probe Kits with Dedicated Tips

Part #	Item	Weight
209.19	GVP Kit without drill	115.0 lb.
210.00	GVP Kit w/ DeWALT D25600K Hammer Drill	150.0 lb.
209.84	GVP Kit w/ DeWALT D25763K Rotary Hammer Drill	152.0 lb.

Gas Vapor Probe Kits with Dedicated and Retract-A-Tip

Part #	Item	Weight
209.16	GVP Kit without drill	116.0 lb.
210.02	GVP Kit w/ DeWALT D25600K Hammer Drill	151.0 lb.
209.86	GVP Kit w/ DeWALT D25763K Hammer Drill	153.0 lb.

GVP Kit Replacement Parts

Part #	Item	Weight
209.00	GVP Instruction USB	0.1 lb.
209.01	AMS GVP Manual	0.3 lb.
211.00	Gas Vapor Tip & Umbrella	0.1 lb.
211.05	Removal Jack	30.0 lb.
214.045	Extension Drive Adapter to 3/4" ID	2.0 lb.
214.05	5/8" NF 4' Gas Vapor Probe Extension	2.4 lb.
214.06	5/8" NF 3' Gas Vapor Probe Extension	2.6 lb.
214.09	5/8" NF Gas Vapor Probe Tip Drive End	0.2 lb.
214.105	Slide Hammer Adapter to 3/4" OD	0.7 lb.
214.18	SDS-Max Drill Adapter to 3/4" OD	0.8 lb.
214.22	1 1/2" Concrete Bit SDS-Max	4.2 lb.
215.00	3/16" ID x 1/4" OD x 250' Fluoropolymer Tubing	5.1 lb.
215.06	Hand Pump	1.6 lb.
401.26	10" Cross Handle	0.9 lb.
400.99	5/8" NC Regular Slide Hammer	10.3 lb.
403.08	5/8" NF 4' Tile Probe Extension	4.2 lb.
403.10	5/8" x 3' Extendable Tile Probe Complete (with tile probe, tile probe tip, 5/8" NC to 5/8" NF adapter, and 10" rubber-gripped handle)	3.3 lb.
403.11	5/8" NF 3' Tile Probe Extension	3.2 lb.
403.13	5/8" NF Extendable Tile Probe Tip	0.2 lb.
405.27	5/8" NC Male to Splined Drill Adapter	0.6 lb.
427.20	5/8" NF Extendable Tile Probe Coupling	0.1 lb.
430.01	AMS Deluxe Carrying Case 1750	29.0 lb.

*Note: GVP kits use both 5/8in national coarse (NC) and national fine (NF) threaded connections.

Gas Vapor Probe Kits

AMS GVP kits are excellent for monitoring and sampling hydrocarbon spill sites, underground storage tanks, and around pipelines! They use a slide hammer or an electric rotary drive hammer drill and GVP drive extensions to insert a stainless steel GVP tip to the desired sampling depth. Fluoropolymer tubing is attached to a barb fitting on the GVP tip for remote sampling from the surface. Two GVP tips are available for use with GVP kits – dedicated tips and the AMS Retract-A-Tip. The kits include ten dedicated tips with umbrellas, and some kits also include the Retract-A-Tip. Each kit also comes with a 1 1/2" wild bore concrete bit, tip drive end, four 3' GVP extensions, 3' extendable tile probe complete, three 3' tile probe extension, 3/4" ID external drive adapter, SDS-Max drill adapter, SDS-Max 1 1/2" carbide bit, slide hammer, handle/hammer adapter, hand pump, 3/16" ID x 1/4" OD x 250' fluoropolymer tubing, removal jack, AMS deluxe carrying case, GVP manual, and instruction DVD.



#210.00
Use dedicated GVP tips
or the AMS Retract-A-Tip.

Heavy-Duty Gas Vapor Probe Kits

The heavy-duty gas vapor probe kits have all of the components included in the regular GVP kits (page 60), but with the added benefit of flighted augers which allow you to penetrate rocky and hard soil conditions. The kits come with two 2" x 36" flighted extensions and a 2" x 36" flighted lead auger to allow the user to pre-bore a hole to a depth of 9'! The flighted lead auger comes with a hard surfaced tip for regular soil conditions and a 2" carbide tip for heavily compacted soil. The heavy-duty GVP kits also come with a larger 2 1/2" wild bore concrete coring bit (SDS-Max) instead of the 1 1/2" concrete bit included in standard gas vapor probe kits. The wild bore bit allows you to sample beneath concrete by providing clearance for the 2" diameter flighted augers. These kits also include an SDS-Max drill adapter. Pre-drill your boreholes to your target depth with the flighted augers or pre-punch your hole with the solid extendable tile probe extensions and tip. Then re-enter the same borehole with the hollow GVP extensions and sampling point. This will increase the lifespan of your stainless steel points and hollow GVP rods. Pre-drilling with flighted augers also allows access to sampling points in horizontal and vertical angles.

Heavy-Duty GVP Kits with Dedicated Tips

Part #	Item	Weight
209.24	HD GVP Kit without drill	141.0 lb.
209.93	HD GVP Kit w/DeWALT D25763K Rotary Hammer Drill	177.0 lb.

Heavy-Duty GVP Kits with Dedicated Tips and Retractable-Tip

Part #	Item	Weight
209.26	HD GVP Kit without drill	141.0 lb.
209.95	HD GVP Kit w/ DeWALT D25763K Rotary Hammer Drill	178.0 lb.

Heavy-Duty GVP Kits Replacement Parts

Part #	Diameter	Length	Item	Weight
214.26	2 1/2"		Wild Bore SDS-Max	6.6 lb.
405.26	2"		Carbide Tip	0.7 lb.
405.23	2"		Flighted Lead Auger w/ Hard Surfaced Tip	6.0 lb.
405.24	2"	36"	Flighted Extension	5.8 lb.
214.20			5/8" NC Male to SDS-Max Adapter	0.8 lb.



Parts shown (left) are the heavy duty replacement parts.



Optional Drills

Part #	Item	Weight
213.94	DeWalt D25763K- 2" SDS Max Combination Hammer Drill	35.0 lb.
213.92	DeWalt D25600K Rotary Drill	20.0 lb.



Installing the AMS Sub-Slab GVP



1. Create a 1/8" recess hole with the core bit so that the tamper-resistant cap will fit flush with the floor surface when installed.




2. Drill through the concrete floor.


This is how it should look.




3. Check for obstructions (if necessary)



4. Insert the assembled GVP and grout above the teflon plug.



5. Use the ball-valve and / or hose barb adapter to connect your tubing and sampler to the GVP, and begin collecting samples.



6. Screw on the tamper-resistant cap.

AMS Sub-Slab GVP Kit

Sub-slab gas vapor probe kits are used to sample for volatile organic compounds (VOCs) beneath floor slabs during vapor intrusion investigations. These kits provide a semi-permanent probe that allows for repeated sampling over time in order to assess the potential of contaminated vapor intrusion beneath the floor slab of a building. The basic sub-slab kit includes a stainless steel 3"-long implant, Teflon shaft plug, connectors, top plug, hose barb adapter, and a 1/4" x 12" x 0.35" stainless steel tube. The tamper-resistant kit includes all of the components of the basic kit as well as a screw-in top cap that will help prevent vandalism or other unwanted use of the sampling point.

The sub-slab GVP installation kit (below) contains everything needed to install up to five permanent sampling points. It includes five stainless steel 3" implants, five teflon shaft plugs, connectors, five top plugs, five hose barb adapter, five 1/4" x 12" x 0.35" stainless steel tubes, five tamper-resistant top caps, mini stainless steel ball-valve adapter, 1" x 16" x 21" SDS-Max bit, 2" x 3" x 16" SDS-Max core bit, screw driver, a tee-handle allen wrench, and carrying case.

To assemble the sub-slab gvp (left), attach the implant to an appropriate length of stainless tubing. Push the tubing through the Teflon plug. Place the connector on top of the tubing to allow for the connection of the plug, barbed adapter, valved adapter, or tamper-resistant cap.



#52956

AMS Sub-Slab Gas Vapor Probe Kits

Part #	Item	Weight
52954	Sub-Slab GVP Basic Kit	0.8 lb.
52955	Sub-Slab GVP Tamper-Resistant Kit	1.0 lb.
52956	Sub-Slab Gas Vapor Probe Installation Kit	14.7 lb.

AMS Sub-Slab GVP Kit Replacement Parts and Accessories

Part #	Item	Weight
52952	Sub-Slab Vapor Shaft Tube	0.1 lb.
52953	Sub-Slab Teflon Plug	0.1 lb.
13460	Connector SS-400-7-4	0.1 lb.
13462	Plug HH-1/4 NPT	0.1 lb.
13463	Hose Barb Adapter SS-4-AC-1-4	0.1 lb.
21008	3" Implant w/ 1/4" SS Compression	0.1 lb.
56958	Sub-Slab GVP Tamper-Resistant Top Cap	0.1 lb.
208.63	Spanner Screwdriver	0.2 lb.
424.62	AMS Small Carrying Case	5.7 lb.
22011	Mini SST Ball-Valve Adapter	0.3 lb.
214.43	1" x 16" (usable length) x 21" (total length) SDS-Max Bit	2.3 lb.
260.51	2" x 3" (usable length) x 16" (total length) SDS-Max Core Bit	3.7 lb.
260.52	Tee Handle Allen Wrench	0.1 lb.
213.94	DeWalt D25763K- 2" SDS Max Combination Hammer Drill	19.1 lb.

Sediment & Water Sampling Chapter Review

Piezometer Groundwater Sampling Kit Page 67

Multi-Stage Sludge & Sediment Sampler Page 69

Multi-Stage Sludge & Sediment Sampling Kit Page 69

Multi-Stage Serrated Core Catcher Tip Page 70

Multi-Stage Valved Serrated Tip Page 71

Pro Series Multi-Stage Sediment / Sludge Sampler Kit Page 71

Aluminum Tank Sampling Kit Page 73

Sand & Sediment Probe Page 74

Soggy Bottom Sampling System Page 75

Russian Sediment/Peat Borer Complete Kit Page 76

Bailers Page 77

Stainless Steel Bailers Page 77

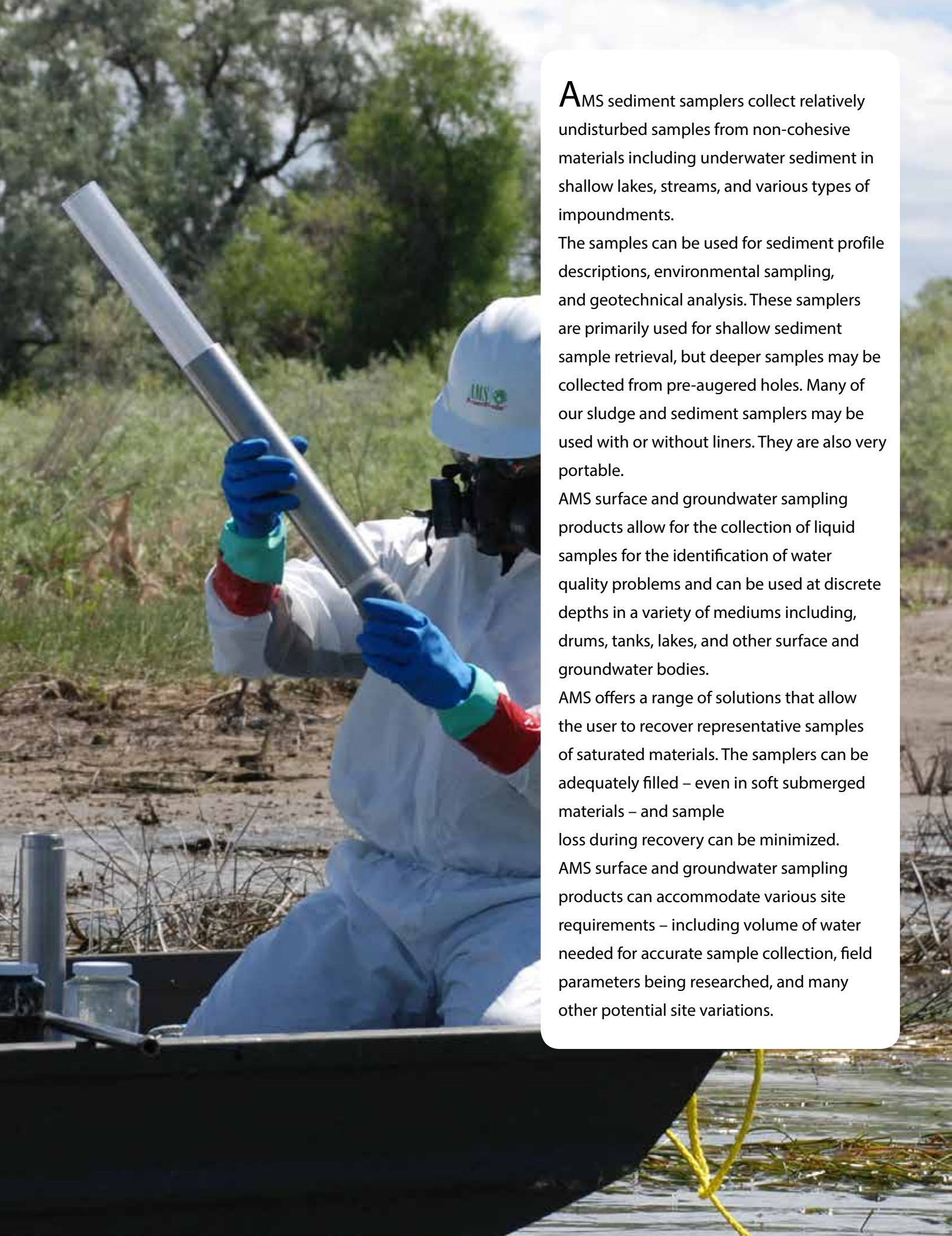
ClearView™ Disposable Bailers Page 78

Water Level Meters & Product Page 78

Dredges Page 79

Discrete Liquid Sampler Kit Page 80





AMS sediment samplers collect relatively undisturbed samples from non-cohesive materials including underwater sediment in shallow lakes, streams, and various types of impoundments.

The samples can be used for sediment profile descriptions, environmental sampling, and geotechnical analysis. These samplers are primarily used for shallow sediment sample retrieval, but deeper samples may be collected from pre-augered holes. Many of our sludge and sediment samplers may be used with or without liners. They are also very portable.

AMS surface and groundwater sampling products allow for the collection of liquid samples for the identification of water quality problems and can be used at discrete depths in a variety of mediums including, drums, tanks, lakes, and other surface and groundwater bodies.

AMS offers a range of solutions that allow the user to recover representative samples of saturated materials. The samplers can be adequately filled – even in soft submerged materials – and sample

loss during recovery can be minimized.

AMS surface and groundwater sampling products can accommodate various site requirements – including volume of water needed for accurate sample collection, field parameters being researched, and many other potential site variations.

AMS Piezometer Groundwater Sampling Kit



209.20 AMS Piezometer Groundwater Sampling Kit



209.20 AMS Piezometer Groundwater Sampling Kit

The AMS "Piezometer Groundwater Sampling Kit" was designed in response to our clients' need for a manually-operated sampling kit, capable of providing a semi-permanent sampling point for water level measurements and shallow groundwater sampling investigations. This complete kit includes everything needed to take groundwater measurements and collect samples to a depth of 12' below ground surface. For tough soil conditions, a 1 3/4" regular soil auger, 6', of extensions, and a rubber-coated cross handle have been provided for "pre-augering" a borehole. The 1 1/4" outside diameter (OD) x 14" long Stainless Steel piezometer drive point can be connected to any of the 3', Stainless Steel Piezometer extensions using heavy-duty single-lead threaded couplers. These male/male couplers are crucial for providing the same OD the entire way down the drive string; allowing for an easier "push" and "pull"! Unlike other piezometer designs with welded fittings, the AMS Piezometer allows the end-user to remove and replace the internal (50 mesh SST Screen & Spring) for proper decontamination in between samplings, which is an extremely valuable feature exclusive to the AMS Piezometer. Also included in the kit is the patented AMS SST Dedicated Tip with SST screen. Used as both a drop weight and sampling port, this tip is connected to the 3/16" ID x 1/4" OD fluoropolymer or poly tubing via a barbed adapter and lowered inside the piezometer. Typically, a peristaltic pump is connected at the other end of the tubing, although bladder pumps, AMS stainless steel bailers, and inertia samplers may also be used. The inside diameter of the piezometer is 7/8", which provides plenty of room for an AMS 5/8" Water Level Meter to be used prior to sampling. The sampler and extensions are driven into the subsurface using an AMS 20lb., Slide Hammer Attachment and threadless drive adapter. An AMS Big Foot removal jack and T-Jack Adapter are included for removal of the extensions and piezometer. Finally, cleaning brushes and wrenches for maintenance and assembly have been provided. All the components to this kit fit securely inside of two foam-lined, poly-reinforced AMS deluxe carrying cases with handles & wheels for added portability.



AMS Piezometer Groundwater Sampling Kit

Part #	Item	Weight
209.20	Piezometer Groundwater Sampling Kit	144.0 lb.

AMS Hex Quick Pin Sampling Kit Replacement Parts

Part #	Item	Weight
18253	Big Foot Removal Jack	45.0 lb.
211.00	Gas Vapor & Umbrella	0.1 lb.
21151	Wire Cleaning Brush	0.1 lb.
212.05	GVP Screen #50 Mesh	0.1 lb.
214.98	3/16" ID x 1/4" OD x 50' Fluoropolymer Tubing	1.1 lb.
400.10	1 3/4" Regular Auger	1.19 lb.
400.93	3/4" Heavy Duty Slide Hammer	18.9 lb.
406.04	18" Rubber Coated Cross Handle	1.35 lb.
408.02	5/8" x 3' Extension	1.63 lb.
421.10	Crescent Wrench 12"	1.7 lb.
430.01	AMS Deluxe Carrying Case 1750	28.91 lb.
430.05	1" x 24" Nylon Brush	0.1 lb.
58062	1-1/4" x 14" Stainless Steel Piezometer	2.25 lb.
58063	1-1/4" x 3' Stainless Steel Extension	4.5 lb.
58064	Male-to-Male Piezometer Extension Coupler	0.25 lb.
58067	Threadless Drive Adapter	1.35 lb.
58068	Piezometer T-Jack Adapter	1.35 lb.
5004.45	Twist-to-Lock Connector, 3/16" ID	0.1 lb.
5004.56	1 1/4" Expendable Tip	0.5 lb.
5004.58	Stainless Steel #50 Mesh Screen for Expandable Drive Tip Holders	0.1 lb.
58069	Piezometer Point Holder	0.25 lb.
58070	Piezometer Slotted Pull Adapter	0.6 lb.



#2100.79

Peristaltic Pump

Part #	Item	Weight
2100.79	Peristaltic Pump (GEOPUMP2 AC/DC, Carrying Case, & Battery)	25.0 lb.



#58062



Sludge & Sediment Samplers

Similar in design to core sampler (page 19), sludge & sediment samplers come with core and auger tips that are fitted with one-way valves for the retention of high-quality soil core samples in non-cohesive, saturated materials. These samplers are made in two diameters (2 1/4" and 3 1/4") and are available in lengths of 8", 10", and 12". They include a solid cap, valved core tip, valved auger tip, sludge cylinder body, universal slip wrench, plastic liner, and end caps. The solid cap, cylinder body, and tips are made of stainless steel.

Sludge & Sediment Samplers Replacement Parts

Part #	Diameter	Length	Item	Material	Weight
428.10	2 1/4"		5/8" Threaded, Sludge Solid Cap	SST	1.4 lb
428.15	3 1/4"		5/8" Threaded, Sludge Solid Cap	SST	2.3 lb
328.10	2 1/4"		Quick Connect, Sludge Solid Cap	SST	1.7 lb
328.15	3 1/4"		Quick Connect, Sludge Solid Cap	SST	2.6 lb
428.07	2 1/4"		Valved Core Tip	SST	0.7 lb
428.17	3 1/4"		Valved Core Tip	SST	1.0 lb
428.08	2 1/4"		Valved Auger Tip	SST	0.9 lb
428.16	3 1/4"		Valved Auger Tip	SST	1.4 lb
428.09	2 1/4"	8"	Cylinder Body	SST	1.7 lb
428.24	2 1/4"	10"	Cylinder Body	SST	2.1 lb
428.26	3 1/4"	10"	Cylinder Body	SST	3.1 lb
428.28	3 1/4"	12"	Cylinder Body	SST	3.8 lb
422.03	2"	8"	Plastic Liner		0.2 lb
422.04	2"	10"	Plastic Liner		0.2 lb
422.01	3"	10"	Plastic Liner		0.3 lb
422.02	3"	12"	Plastic Liner		0.4 lb
418.10	2"		Plastic End Cap		0.1 lb
418.09	3"		Plastic End Cap		0.1 lb

5/8" Threaded, Sludge & Sediment Samplers

Part #	Diameter	Length	Material	Weight
428.11	2 1/4"	8"	SST	6.0 lb.
428.12	2 1/4"	10"	SST	6.3 lb.
428.13	3 1/4"	10"	SST	9.2 lb.
428.01	3 1/4"	12"	SST	9.9 lb.

Quick Connect Sludge & Sediment Samplers

Part #	Diameter	Length	Material	Weight
328.12	2 1/4"	8"	SST	6.8 lb.
328.13	3 1/4"	10"	SST	9.6 lb.
328.01	3 1/4"	12"	SST	10.3 lb.

Multi-Stage Sludge & Sediment Sampler

This sampler uses a disposable plastic core catcher and a rubber check flap on a special top cap to improve recovery of saturated materials.

During deployment of the sampler, the check flap on the top cap opens to allow excess air and water to escape through the four holes that are machined through the top cap. Air and water are able to easily pass through the sampler.

When the sampler reaches the sediment, the saturated materials are able to push through the core catcher and into the liner inside of the sampler body as the sampler is driven downward. The venting action of the check flap and cap prevents pressure buildup and allows the sample to enter the liner.

During retrieval of the filled sampler, the core catcher will be pressed closed by the weight of the sediment. This helps prevent the material from escaping through the bottom of the sampler. At the same time, the check flap will cover the holes through the top cap – which creates suction inside the sampler. This suction also helps to retain the collected sample in the sampler body.

The multi-stage sampler includes a check flap, top cap, core tip, 12" multi-stage base section, 2" x 12" plastic liner, two 2" end caps, 2" core catcher, and a universal slip wrench. The cap, base section, and core tip are all made of stainless steel.

Optional extension sections may be added onto the base section. Additional liners or longer liners may be used in the extended sampler. See below for details. Optional valved core and auger tips are also available to help improve the quality of samples collected in very non-cohesive, saturated materials. A complete multi-stage sampling kit is also available.

5/8" Threaded, Multi-Stage Sludge & Sediment Sampler

Part #	Diameter	Length	Item	Material	Weight
403.31	2 3/8"	12"	Multi-Stage Sludge & Sediment Sampler	SST	9.7 lb.



#403.31



Multi-Stage Valved Core Tip

The multi-stage valved core tip is made of 300 series stainless steel. The one-way valve helps retain samples.

Part #	Diameter	Material	Weight
403.28	2 3/8"	SST	0.8 lb.



Multi-Stage Extension Section

The multi-stage core sampler body extensions have male/female threads which allow them to connect to the multi-stage base section as well as to each other. These sections allow the sampler body to be extended up to 48". They are made of 300 series stainless steel.



Multi-Stage Valved Auger Tip

The multi-stage valved core tip is made of 300 series stainless steel. The one-way valve helps retain samples.

Part #	Diameter	Material	Weight
403.29	2 3/8"	SST	0.8 lb.

Part #	Diameter	Length	Material	Weight
403.23	2 3/8"	12"	SST	3.9 lb.

Multi-Stage Sludge & Sediment Sampling Kit (209.41)

This sampling kit provides all of the components needed to collect sludge and sediment samples up to 4' in length. The 12" base section and three extension sections allow you to assemble a sampler that is 12", 24", 36", or 48" in length. It also comes with three 4' extensions that allow you to deploy the sampler through 12' of water before reaching the sediment.

The kit includes all of the components of the multi-stage sludge & sediment sampler (page 69), 12" multi-stage base section, three 12" multi-stage extension sections, 2" multi-stage valved core tip, three 4' extensions, 2" x 12" OD plastic liner, two 2" end caps, 2" core catcher, universal slip wrench, two crescent wrenches, 18" rubber-coated cross handle, slide hammer, and deluxe carrying case. The top cap, core tip, valved core tip, multi-stage sampler, multi-stage extension sections, and extensions are made of stainless steel.



Liners are available in 12", 24", 36", and 48" lengths.



#209.41

5/8" Threaded, Multi-Stage Sludge & Sediment Sampling Kit

Part #	Diameter	Item	Weight
209.41	2 3/8"	Sludge & Sediment Sampling Kit	65.1 lb.

Multi-Stage Sludge & Sediment Sampling Kit Replacement Parts & Accessories

Part #	Diameter	Length	Item	Material	Weight
403.24	2 3/8"	12"	Multi-Stage Sampler Base	SST	4.4 lb.
403.23	2 3/8"	12"	Multi-Stage Extension Section	SST	4.0 lb.
403.19			Multi-stage Core Catcher Tip	SST	0.8 lb.
403.28			Valved Core Tip	SST	0.9 lb.
403.29			Valved Auger Tip	SST	0.9 lb.
403.21			Top Cap & Check Flap	SST	1.2 lb.
409.09		4'	5/8" Thread Extension	SST	2.1 lb.
406.04		18"	5/8" Thread Cross Handle		1.3 lb.
400.99			5/8" Reg. Slide Hammer		10.2 lb.
421.10		12"	Crescent Wrench		1.4 lb.
421.29			Universal Slip Wrench		1.4 lb.
430.07	2"	12"	Nylon Brush		0.1 lb.
430.01			Deluxe Carrying Case 1750		26.0 lb.
404.91	2"		Plastic Core Catcher		0.1 lb.
418.10	2"		Plastic End Cap		0.1 lb.
405.10	2"	12"	Plastic Liner		0.2 lb.
425.20	2"	24"	Plastic Liner		0.3 lb.
406.72	2"	36"	Plastic Liner		0.4 lb.
406.73	2"	48"	Plastic Liner		0.5 lb.

*Plastic, brass, stainless steel, and aluminium liners are available in various lengths.



Part# 403.14



Multi-Stage Valved Serrated Tip

Part #	Item	Weight
403.15	Multi-Stage Valved Serrated Tip	0.9 lb.

Multi-Stage Serrated Core Catcher Tip

Part #	Item	Weight
403.14	Multi-Stage Serrated Core Catcher Tip	0.8 lb.

Part# 403.14

Serrated core tips provide better 'cutting action' & increase sample recovery in organic sediments where roots & other fibrous debris may be present.

2" Professional Series Multi-Stage Sediment / Sludge Sampler Kit



Part# 209.42

This sampling kit provides all of the components needed to collect sludge and sediment samples up to 4' in length. The 12" base section and three extra body sections allow you to assemble a sampler that is 12", 24", 36", or 48" in length. This kit provides all of the same components found in the original Multi-Stage kit found on page 70, however; this kit was designed for soil the sampling professional who wants the strongest, most durable connection on their extensions, cross handle, slide hammer, and sampler cap. The professional series 3/4" threaded extensions are constructed of larger 1" diameter chrome molybdenum tubing and are powder-coated safety orange for added rust resistance. The redesigned 10 lb. rubber-coated slide hammer is equipped with a more robust 3/4"-diameter inner slide bar that makes it more reliable and prevents bending of the bar. The new multi-stage flap check cap includes a thicker (.800") collar & was designed to match up with the larger 3/4" threaded female connection of the new professional slide hammer to provide increased durability. Kit components include 12" multi-stage base section, three 12" multi-stage extension sections, 2" multi-stage core tip, 2" multi-stage valved core tip, three 4' extensions, 2" x 12" OD plastic liner, two 2" end caps, 2" core catcher, universal slip wrench, two crescent wrenches, 18" rubber-coated cross handle, slide hammer, and deluxe carrying case. The top cap, core tip, valved core tip, multi-stage sampler, multi-stage extension sections, and extensions are made of stainless steel.

2" AMS Professional Series Multi-Stage Sediment / Sludge Sampler Kit

Part #	Item	Weight
209.42	Professional Series Multi-Stage Sediment / Sludge Sampler Kit	70.0 lb.

Accessories

Part #	Item	Weight
403.16	Serrated MS SCS Core Tip	0.8 lb.
403.15	Serrated MS Sludge Core Tip W/ Valve	0.8 lb.
425.20	2" X 24" Plastic Liner	0.35 lb.
406.72	2" X 36" Plastic Liner	0.55 lb.
406.73	2" X 48" Plastic Liner	0.75 lb.

AMS Professional Series Multi-Stage Sediment / Sludge Sampler Kit Replacement Parts

Part #	Item	Weight
403.24	2" X 12" MS Sludge SCS Base	4.1 lb.
403.23	2" x 12" MS Base Body Section	4.1 lb.
403.19	MS Sludge Core Tip	0.9 lb.
403.28	MS Sludge Core Tip w/Valve	0.8 lb.
50461	MS Flap Check Valve Cap 3/4" Threads	1.3 lb.
402.32	Pro Series 3/4" X 4' Powder Coated Extension	2.5 lb.
402.31	Pro Series 18" Rubber Coated 3/4" Cross Handle	1.3 lb.
57780	Pro Series Hammer (10 lb)	10.9 lb.
421.10	12" Crescent Wrench	1.7 lb.
421.29	Universal Slip Wrench	1.24 lb.
430.07	2" x 12" Nylon Brush	0.2 lb.
430.01	AMS Deluxe Carrying Case 1750 Black	28.9 lb.
404.91	MS 2" Plastic Core Catcher	0.1 lb.
405.10	2" X 12" Plastic Liner	0.2 lb.
418.10	2" Plastic End Cap	0.1 lb.

3" Professional Series Multi-Stage Sediment/Sludge Sampler Kit

3" AMS Professional Series Multi-Stage Sediment / Sludge Sampler Kit

Part #	Item	Weight
403.34	3" Professional Series Multi-Stage Sediment / Sludge Sampler Kit	68 lb.

This sampling kit provides all of the components needed to collect sludge and sediment samples 3" in diameter & up to 24" in length. The 12" long (female/female threaded) base section and (1) extra 12" (male/female threaded) body section allows you to assemble a sampler that is 24" in length. This kit was designed for soil sampling professional who wants the strongest, most durable connection on their extensions, cross handle, slide hammer, and sampler cap. The professional series 3/4" threaded extensions are constructed of larger 1" diameter chrome molybdenum tubing and are powder-coated safety orange for added rust resistance. The redesigned 10 lb. rubber-coated slide hammer is equipped with a more robust 3/4"-diameter inner slide bar that makes it more reliable and prevents bending of the bar. The new multi-stage flap check cap includes a thicker (.800") collar & was designed to match up with the larger 3/4" threaded female connection of the new professional slide hammer to provide increased durability. Kit components include 12" multi-stage base section, 12" multi-stage section, 3" multi-stage core tip, 3" multi-stage valved core tip, three 4ft. extensions, 3" x 12" OD plastic liner, two 3" end caps, 3" core catcher, universal slip wrench, two crescent wrenches, 18" rubber-coated cross handle, slide hammer, and deluxe carrying case. The top cap, core tip, valved core tip, multi-stage sampler, multi-stage extension sections, and extensions are made of stainless steel.

Availability

The Multi-Stage Sludge Sampler (MSS) is available as a kit or individual components.

Kit components include 12" multi-stage base section, 12" multi-stage section, 3" multi-stage core tip, 3" multi-stage valved core tip, three 4ft. extensions, 3" x 12" OD plastic liner, two 3" end caps, 3" core catcher, universal slip wrench, two crescent wrenches, 18" rubber-coated cross handle, slide hammer, and deluxe carrying case.

Kit Components / Replacement Parts

Part #	Item	Weight
61869	3" MS Base (fem/fem threaded)	6.35 lb.
61991	3" MS Section (male/fem threaded)	6.35 lb.
61868	3" Multi Stage Core Tip	1.5 lb.
61872	3" Multi Stage Valved Core Tip	1.2 lb.
61870	3" MS Flap Cap 3/4" Threads	2.5 lb.
402.32	Pro Series 3/4" X 4' Powder Coated Extension	2.5 lb.
402.31	Pro Series 18" Rubber Coated 3/4" Cross Handle	1.3 lb.
57780	Pro Series Hammer (10 lb)	10.9 lb.
421.10	12" Crescent Wrench	1.7 lb.
421.29	Universal Slip Wrench	1.24 lb.
430.09	3" X 12" Nylon Brush	0.2 lb.
430.01	AMS Deluxe Carrying Case 1750 Black	28.9 lb.
61885	Core Catcher 3"	0.1 lb.
422.02	3" X 12" Plastic Liner	0.32 lb.
418.09	3" Plastic End Cap	0.1 lb.



Accessories

Part #	Item	Weight
61871	3" Standard Multi-Stage Cap 3/4" Threads	2.65 lb.
61880	3" Multi-Stage Valved Auger Tip	1.6 lb.
61881	3" Multi-Stage Serrated Tip	1.45 lb.
422.10	3" x 24" Plastic Liner	0.8 lb.



Aluminum Tank Sampling Kit

Easily collect sludge samples from the bottom of petroleum tanks with this unique & user friendly sampling kit. Based on the popular design of the 'AMS Multi-Stage Sediment Sampling Kit', the components in this kit are similar, only they are made from lightweight aluminum. This proves to be crucial, as often times tanks can be 50ft.+ in height; therefore keeping your sampler and extension strand 'lightweight' is a necessity. Having a solid/rigid extension strand gives the operator the ability to push and twist the sampler deep into the sludge. Two separate core tips come with the kit. The AMS "valved core tip" has a built in 1-way valve which resembles a door hinge. As the sampler is pressed into the sludge, the 1-way valve opens and fills the sampler. When the sampler is pulled up from the sludge the valve closes and traps any sediment and liquid inside the sampler. The second tip, the (core catcher tip) uses a disposable plastic soil catcher that fits on the end of a 2" plastic liner. As the sampler is pushed into the sludge, the core catcher teeth open up and allowing the material to enter the sampler. As the sampler is raised, these teeth close and restrict the sample from falling back out. The specialized top cap of the sampler is also an important component of the kit. During deployment, the viton rubber flap cap opens and allows excess air and water to escape through the oversized vent holes of the sampler top cap – eliminating pressure buildup. When the sampler is lifted the flap closes over these vent holes and creates suction to assist in retaining the sample. There are qty: four 12" long sampler body sections in the kit. Meaning, if necessary, a 4ft. long sampler can be assembled. Extra 12" body sections may be purchased to create a longer sampler. Qty: three, 4ft. long 'square' extension rods are included with the kit. Extra extensions may be added to accomplish deeper depths.

Kit Components / Replacement Parts

Part #	Item	Weight
58990	Aluminum Tank Sampling Kit	45 lb.
58989	12" Aluminum MS Sludge SCS Base (fem/fem threaded)	1.4 lb.
58890	12" Aluminum MS Section (male/fem threaded)	1.4 lb.
58988	Aluminum MS Sludge Core Tip	0.35 lb
58991	Aluminum MS Sludge Core Tip w/ Valve	0.25 lb.
58987	Aluminum MS Flap Check Valve Cap	0.50 lb.
58981	Aluminum Square Extension 4'	2.3 lb.
58982	Aluminum MS Cross Handle	0.75 lb.
421.29	Universal Slip Wrench	1.4 lb.
430.07	2" x 12" Nylon Brush	0.15 lb.
430.01	AMS Deluxe Carrying Case 1750 Black	28 lb.
404.91	MS 2" Plastic Core Catcher	0.15 lb.
405.10	2" x 12" Plastic Liner	0.15 lb.
418.10	2" Plastic End Cap	0.05 lb.





#424.37

Sand & Sediment Probe

The sand & sediment probe is ideal for sampling dry sand, loose sediment, and sludges that has settled at the bottom of drums and tanks. It is capable of recovering high-quality core samples in a variety of loose or saturated materials. This small diameter sampler comes equipped with a heat-treated replaceable core tip that has been bored out to accept a 1" core catcher and 1" x 24" plastic liner. This feature minimizes the gap between the tip and body of the sampler – resulting in a more representative core sample. The core catcher helps to ensure full sample recovery in the proper soil conditions. An oversized vent hole at the top of the sampler allows ambient air and liquids to escape while the sampler is pushed to the desired sampling depth. The sand & sediment probe includes a 1" x 24" probe body, 10" rubber-gripped cross handle, replaceable core tip, 1" core catcher, 1" x 24" plastic liner, two 1" plastic end caps, and a spanner wrench. The probe body is made of nickel-plated chromoly; the tip is made of heat-treated, nickel-plated chromoly. Additional extensions can be used to reach deeper sampling depths. If sampling in compacted deposits, AMS compact and regular slide hammers can be used to drive the sampler.



Use this probe in dry or wet sands, as well as in sludges and sediments.

5/8" Threaded, Sand & Sediment Probe

Part #	Diameter	Length	Item	Weight
424.37	1 1/4"	24"	Sand & Sediment Probe	4.4 lb.
424.39	1 1/4"	36"	1 1/4" X 36" Replaceable Tip Sand Probe	6.0 lb.

Sand & Sediment Probe Replacement Parts & Accessories


Part #	Diameter	Length	Item	Weight
425.04	1"	24"	Plastic Liner	0.2 lb.
425.18	1"		Plastic End Cap	0.1 lb.
61882	1"		Plastic Core Catcher	0.1 lb.
401.26		10"	Cross Handle	0.9 lb.
400.96			5/8" Threaded Compact Slide Hammer	7.5 lb.
400.99			5/8" Threaded Regular Slide Hammer	10.3 lb.
425.05	1"	36"	1" X 37-3/4" Plastic Liner	0.2 lb.
56799			Replaceable Tip	0.5 lb.
5004.89			Replacement O-Rings (2-020)	0.1 lb.



Push the probe into the material to be sampled using the included handle or optional slide hammer.



If necessary, use extensions to reach the desired sampling depth.



Core catchers can help prevent loss of sample during retrieval.



#5618.00

Soggy Bottom Sampling System

Use this sampler for discrete-interval sediment sampling below water and below the surface of the sediment in rivers, lakes, wetlands, and estuaries. It includes the sampler body, a 4' x 1 1/2" plastic liner, two 2' x 1 1/2" plastic liners, six 1 1/2" plastic end caps, one metal core catcher, one plastic basket retainer, three 3' extensions (with inner and outer rods), a 20 lb. slide hammer, cleaning brushes, and a deluxe padded carrying case. To obtain a sample, the assembled sampler is lowered to the surface or driven down to the depth where sampling is to begin. Upon reaching the sampling depth, the inner rods attached to the internal drive tip are retracted. When removing the internal rods, the internal drive tip is released and retained in a chamber at the top of the sampler. Next, the slide hammer with the 1 1/8" vented hammer adapter is attached, and the sampler is driven to collect the sample. Once the sample has been collected, the rods and sampler are pulled out of the borehole. If sampling in hard or tight sediments, the user may reverse hammer with the slide hammer or use the optional removal jack and chain pull cap. After removal, the sampler disassembles to allow access to the liners which can then be capped for transport to the lab.

AMS Soggy Bottom Sampling (SBS) System

Part #	Item	Weight
5618.00	2" OD Soggy Bottom Sampling Kit	100 lb.

SBS Kit Replacement Parts & Accessories

Part #	Item	Weight
5618.105	SBS External Drive Tip	3.0 lb.
5618.106	SBS Internal Drive Tip	2.5 lb.
5618.168	SBS Lead Internal Rod for 2'	0.1 lb.
5618.169	SBS Upper Lead Internal Rod	0.1 lb.
5618.166	SBS Sampler Tube for 2' Liner	5.0 lb.
5618.167	SBS Sampler Tube Upper Extension	5.0 lb.
5618.109	SBS Top Metal Core Catcher	0.1 lb.
18013	1 1/2" Basket Retainer - White	0.1 lb.
5006.425	1 1/2" x 4' PVC Liner	0.7 lb.
5006.423	1 1/2" x 2' PVC Liner	0.4 lb.
418.08	1 1/2" Plastic End Cap	0.1 lb.
5618.113	Internal Tip Chamber	2.3 lb.
5618.114	1 1/8" x 2" SBS Top Cap	1.7 lb.
5618.116	1 1/8" Vented Hammer Adapter	0.4 lb.
5618.118	3/8" x 3' Internal Rod w/ Coupler	7.1 lb.
5004.06	1 1/8" x 3' Direct Push Extension	20.0 lb.
400.93	3/4" Heavy-Duty Slide Hammer	0.8 lb.
5006.84	Steel T-Handle (3/8" Threaded)	28.0 lb.
430.01	AMS Deluxe Carrying Case 1750	0.3 lb.
5009.05	Brush for 1 1/8" External Extension	0.3 lb.
5009.09	Brush for 2" Sample Tube	0.5 lb.
5618.129	SBS Liner Removal Tool Assembly	0.5 lb.
5618.115	SBS Thread Protector Cap	0.2 lb.

ACCESSORIES

5618.121	SBS Chain Pull Cap	2.0 lb.
18253	Big Foot Removal Jack	35 lb.
10183	1 1/2" Basket Retainer - Red	0.1 lb.
1002.24	3/8" Couplers	0.1 lb.
418.16	0.003" x 4" x 100' Perforated Roll Fluoropolymer Film	1.3 lb.



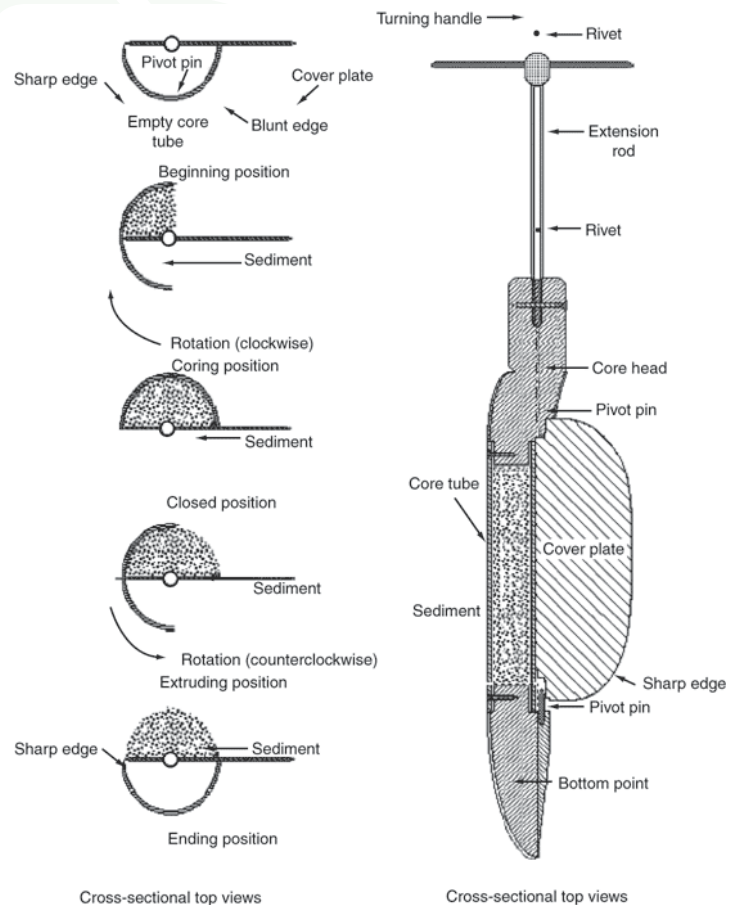
#5618.00

Drive this 4' discrete-interval sediment sampler using the 20 lb. slide hammer



Russian Sediment/Peat Borer Complete Kit

- Paleoecological analysis of bog and salt marshes
- Collection of uncompressed cores in poorly decomposed woody peat
- Shallow water applications



Accessories

Part #	Item	Weight
25030	Russian Sediment/Peat Borer Complete Kit	23 lb.
25031	Russian Borer 1.2 Meter Aluminum Extension	2.2 lb.
25032	Russian Borer Oversize 2.4 Meter Aluminum Extension Rod <i>(additional shipping charges)</i>	4.5 lb
25033	Russian Borer Slide Hammer Attachment	12 lb.
25034	Russian Borer T-Handle	2.35 lb.
25035	Russian Borer (sampler head only)	8.60 lb.

BAILERS

Bailers offer an affordable and efficient grab sample, and they are available in a variety of lengths, diameters, and materials. They are widely used for shallow sampling and for sampling groundwater from monitoring wells in all phases of groundwater investigations. Stainless steel models may be decontaminated between uses; single-use, disposable models are also available.

Sampling is accomplished by attaching the bailer to a line and lowering it to the desired sampling depth. As the bailer is lowered, the bottom check valve allows liquid to flow through it. When it is retrieved, the weight of the liquid closes the bottom check valve – preventing the liquid from escaping through the bottom of the bailer. The sample is a composite of the liquid present at the depths between the top and bottom of the bailer when the check valve was closed.

Bailers are easy to use, relatively inexpensive – compared to hand pumping methods – and do not require a power source. They may be used to sample most depths, although deep sampling may be time-consuming.

BioBailers (biodegradable bailers) are the same high-quality PVC disposable bailer as Clear-View™ bailers. They are augmented with an additive which makes them biodegrade when discarded. As tested by ASTM D5511, these products have been shown to biodegrade within a few years when placed in a landfill. They are available by special request. Contact AMS for details.

Stainless Steel Bailers

Stainless steel bailers are used to collect composite samples from wells and boreholes. They feature a tubular body with a wire loop bail and a fluoropolymer check ball on all models except the top fill model, #2100.36. The stainless steel body allows for quick and easy decontamination, and the tapered top on the 1 3/4" model allows for smoother raising and lowering.



Stainless Steel Bailers

Part #	Diameter	Length	Item	Material	Weight
451.00	1 3/4"	3'	Tapered Bailer	SST	3.7 lb.
2100.04	1"	3'	Bailer	SST	1.2 lb.
2100.09	7/8"	3'	Bailer	SST	1.1 lb.
2100.30	3/4"	3'	Bailer	SST	1.0 lb.
2100.00	5/8"	3'	Bailer	SST	1.0 lb.
2100.36	3/8"	18"	Top Fill Bailer	SST	0.4 lb.
2100.39	1 3/4"	3'	Top Fill Bailer	SST	3.7 lb.
61844	1 3/4"	3'	Double Check Ball Bailer	SST	3.7 lb.




ClearView™ Disposable Bailers

ClearView™ Disposable Bailers

Part #	Diameter	Length	Item	Weight
2106.30	0.46"	3'	24 Clear PVC Bailers	6.0 lb.
2106.25	0.46"	4'	24 Clear PVC Bailers	7.0 lb.
2106.20	0.7"	1'	24 Clear PVC Bailers	5.0 lb.
2106.15	0.7"	3'	24 Clear PVC Bailers	6.0 lb.
2106.05	1 1/2"	1'	24 Clear PVC Bailers	10.0 lb.
2106.00	1 1/2"	3'	24 Clear PVC Bailers	14.0 lb.
2106.70	1 1/2"	1'	24 Clear Poly Bailers	6.0 lb.
2106.75	1 1/2"	3'	24 Clear Poly Bailers	8.0 lb.
2106.80	1 1/2"	1'	24 Weighted Poly Bailers	10.0 lb.
2106.85	1 1/2"	3'	24 Weighted Poly Bailers	12.0 lb.
2106.50	1 1/2"	1'	12 Fluoropolymer Bailers	10.0 lb.
2106.55	1 1/2"	3'	12 Fluoropolymer Bailers	6.0 lb.

Accessories

Part #	Length	Item	Weight
2100.38	275'	#18 Twisted Nylon Twine	0.1 lb.
2106.35		24 PVC Slow Emptying Devices	1.0 lb.



From left: Clear PVC bailers, translucent polyethylene bailers, clear fluoropolymer bailers

Disposable bailers allow you to eliminate the time and costs of decontamination and cleaning. Choose from clear PVC, translucent polyethylene, or clear fluoropolymer bailers for easy sample viewing. Translucent polyethylene bailers are available with or without weighted bottoms. Clear PVC models feature a heavier design than many weighted bailers. The positive sealing check valve will prevent the loss of sample during recovery. All disposable bailers may be emptied through the easy-pour top or with a slow emptying device included with each bailer.

Water Level Meters & Product/Water Interface Meters

Water Level Meters

Part #	Item
3012.66	WLM (5/8" Probe) - 100' Poly Tape
3012.67	WLM (5/8" Probe) - 200' Poly Tape
3012.68	WLM (5/8" Probe) - 300' Poly Tape
3012.69	WLM (5/8" Probe) - 30M Poly Tape
3012.76	WLM (5/8" Probe) - 60M Poly Tape
3012.77	WLM (5/8" Probe) - 100M Poly Tape
3012.78	WLM (3/8" Probe) - 100' Poly Tape
3012.79	WLM (3/8" Probe) - 200' Poly Tape
3012.83	WLM (3/8" Probe) - 300' Poly Tape
3012.84	WLM (3/8" Probe) - 30M Poly Tape
3012.90	WLM (3/8" Probe) - 60M Poly Tape
3012.92	WLM (3/8" Probe) - 100M Poly Tape
3012.97	WLM Padded Carry Case (blue)



AMS Water Level Meters provide reliable and accurate measurements of groundwater levels. Water level readings are taken at the top of the casing with accuracy up to 1/100 of a foot (3 mm). They utilize a durable polypropylene storage reel with a rugged solid aluminum frame. Their highly accurate Polyethylene-coated steel tape is available in either standard/English or metric unit increments. The 5/8" (1.59 cm) probe is made with stainless-steel conductors for durability, and it can be replaced in the field. The 3/8" (.95 cm) probe is not replaceable. The probes also feature adjustable sensitivity to prevent false triggering, and audible and visible alarms activate when the probe makes contact with water. They have a built-in reel hanger and tape guide for longer tape life. The 9 volt battery is easy to replace. The water-resistant padded carrying case to protect the instrument is sold separately. Available in 5/8" or 3/8" diameter probes and in 100'; 200'; 300'; 30 m, 60 m, or 100 m length.

AMS Product Water/Interface Meters provide measurements of both floating hydrocarbons (non-aqueous product layers). These meters measure free product and the interface (transition level) with water levels in groundwater monitoring wells. When the probe is lowered down a well and makes contact with the product layer (free product), a solid tone and green light alarm is activated on the reel. When the probe detects water, the tone begins to oscillate and the light changes to green. The 5/8" (1.59 cm) probe is made with stainless steel conductors for durability, and it can be replaced in the field. The 5/8" probe is equipped with stainless steel conductors and stored on a rugged polypropylene reel with an aluminum frame. It is shipped in a padded carrying case. Available in 100' or 30m length.

Product Interface Meters

Part #	Item	Weight
3012.95	Interface Meter (5/8" Probe) - 100' Kynar Tape	10 lb.
3012.96	Interface Meter (5/8" Probe) - 30 Meter Kynar Tape	10 lb.



5 lb. Sand Silt Dredge

The 5 lb. sampler is great for grab sampling sand or silt. It features a hinged scissor jaw that is 6" x 7 1/2" when fully opened. It is designed with a trigger mechanism that holds the sampler open until it contacts the surface being sampled. Raising the dredge closes the scissor jaws to collect the sample. It is made of 300 series stainless steel.

15 lb. & 25 lb. Bottom Dredges

AMS bottom dredges are primarily used to sample sand and silt but can be used to sample most types of non-cohesive material, except hard-packed clay. The 15 lb. dredge is suitable for most sediments. The 25 lb. dredge will sink faster, and push deeper into sediments. The top of the sampling chambers are screened to allow water to flow through during deployment and to reduce displacement and shock wave effects that may cause sample loss. A two-way mechanism prevents accidental closure while the dredge is dropping. The impact of the dredge on the bottom surface triggers the spring-loaded release mechanism to close the sampler. One of the jaws is fitted with an under lip to displace stones or gravel during closure. After closure, the dredge is pulled up to retrieve the sample. Careful release will distribute the sample approximately as it appeared on the bottom, making sediment profile description possible.

Both dredges feature a 6" x 6" jaw opening that provides a 36 in² sampling area. The sampler bodies and jaws are made of 300 series stainless steel. The arms are made of powder-coated carbon steel.



#445.60

The 5 lb., 15 lb., and 25 lb. bottom dredges close upon reaching the bottom surface.

Bottom Dredges

Part #	Item	Material	Weight
445.70	5 lb. Sand Silt Dredge	SST	5.0 lb.
445.10	15 lb. Bottom Dredge	SST	15.0 lb.
445.60	25 lb. Bottom Dredge	SST	25.0 lb.



#445.11

Ekman Dredge

The spring-loaded ekman dredge is triggered to close using a messenger that travels down the attached rope. The dredge is made with 300 series stainless steel. It includes the dredge, messenger, 100' nylon rope, and a carry case. An optional 5ft handle is available.



The dredge can be triggered to close using the messenger and rope, or by pushing on the top of the optional handle.

Ekman Dredge

Part #	Item	Material	Weight
445.11	Ekman Dredge	SST	13 lb.

Ekman Dredge Replacement Parts & Accessories

Part #	Item	Weight
445.12	Ekman Messenger	0.7 lb.
445.13	Ekman Dredge Cable Kit	1.2 lb.
53864	Ekman 5' Handle	2.7 lb.
445.00	1/4" Nylon Rope (per foot)	0.2 lb.

Manual Cable-Controlled Discrete Liquid Sampler Kits

Manual cable-controlled discrete liquid samplers are used to collect discrete or composite liquid samples in drums, tanks, ponds, lagoons, and other surface water bodies. They are also recommended for use in monitoring wells with inner diameters of 2" or larger. They are made of stainless steel and have fluoropolymer bodies. They are heavier than most bailers, and the weight allows for an easy, straight deployment into liquids.

Discrete liquid samplers are easy to use. They are lowered into the liquid to be sampled and opened at a given depth by cables or valves, depending on product. The sampler is retrieved and samples are transferred to other containers for shipment to a laboratory for analysis. The discrete liquid sampler kits include 25' cable control, cable-control T-handle, cable-control fitting kit, top cap with fluoropolymer valve, dump valve cap (single-valve kit only), metering valve (dual-valve kit only), fluoropolymer container, and two fluoropolymer container caps.

Discrete Liquid Sampler Features:

- Heavier than bailers for smoother, straighter deployment
- Can be used to sample to depths in excess of 25'
- Cable-control T-handle allows upper valve of all models to be opened and closed for discrete sampling
- Easy take-apart design for decontamination and cleaning
- Fluoropolymer container is clear for quick field examination
- Allows for sampling of drums, tanks, lagoons, open waters, and monitoring wells that are 2" ID and larger
- Collected high-quality samples



#2200.20

Discrete Liquid Sampler Kits

Part #	Item	Weight
2200.10	Single-Valve Liquid Sampler with Manual Cable Control	5.6 lb.
2200.20	Dual-Valve Liquid Sampler with Manual Cable Control	6.4 lb.

Discrete Liquid Sampler Kits Replacement Parts

CONTAINER

Part #	Item	Weight
2201.15	12" Fluoropolymer Liquid Sampler Container	0.88 lb.
2205.00	Liquid Sampler Top Cap with Fluoropolymer Valve	0.1 lb.
2205.51	Liquid Sampler Metering Valve (dual-valve kit)	0.5 lb.
2205.03	Liquid Sampler Dump Valve Cap (single-valve kit)	1.2 lb.
2201.30	Liquid Sampler Fluoropolymer Container Cap	0.1 lb.

CABLE

2202.55	Liquid Sampler Cable-Control per Foot	0.1 lb.
2202.60	Liquid Sampler Cable-Control T-Handle	0.1 lb.
2202.50	Cable Control Fitting Kit	0.7 lb.

#2200.20

Manual cable-controlled discrete liquid samplers are heavier than most bailers. They are made using durable stainless steel.



Geotechnical Sampling & Testing Chapter Review

Shaw Portable Core Drill	Page 83
AMS Dual Mass DCP with Vertek Smart DCP Complete	Page 85
Borehole Preparation Kit	Page 87
Cone Penetrometers	Page 88
Field Vane Shear Test Kit	Page 89
Infiltration Rings	Page 89
Pocket Vane Shear Test Kit	Page 90
Pocket Penetrometer	Page 90
Geo Tester Penetrometer	Page 90



Geotechnical Sampling and testing can also be conducted with AMS PowerProbe™ and direct push tooling.



Dynamic cone penetrometer (part# 59000) can evaluate strength and density of soil, in situ.



Infiltration rings (part# 400.97) can monitor infiltration rates, and study liquid waste disposal, leaching, and drainage efficiencies.

AMS geotechnical sampling and testing products allow the user to conduct geotechnical investigations of soil – including surface and subsurface exploration around a site. AMS offers a borehole preparation kit for clearing debris from augered boreholes to allow for more accurate geotechnical sampling and testing. The static and dynamic cone penetrometers are excellent for evaluating strength and density of soil, in situ. And, field vane shear testers allow you to take direct reading of un-drained shear strength in soft and stiff clays.





Shaw Portable Core Drill

The Shaw portable core drill is a nearly ideal tool for environmental and geotechnical field investigation because it can be used in otherwise difficult of access locations behind buildings, fences and walls, trees, escarpments and much else. The diamond core bits of the system are easily capable of advancing borings through a large array of subsurface materials including steel reinforced concrete, hard rock and some kinds of cemented gravels. Its loose materials bit can be used to make stable, open borings with the use of bentonite clay in flowing sand and very loose gravel, and in clay with the use of surfactants mixed in drilling fluid. Soil sampling of the highest quality can be done with the cartridge and breech type of Shaw soil sampler. Bayonet couplings make loading and unloading of the sampler very easy. Stainless steel components resist rust and are easily decontaminated for high quality sampling. Shaw offers high quality capped clear plastic liners for preserving and core boxes for storage of soil or rock samples.

Shaw Portable Core Drill

Part #	Item	Weight
21241	Backpack Drill Rock Coring Kit (25mm)	45.0 lb.
21242	Backpack Drill Rock Coring Kit (41mm)	48.0 lb.
21243	Backpack Drill Rock Coring Kit (51mm)	52.0 lb.

21241- Backpack Drill Rock Coring Kit (25mm) Includes:

Qty	Item
1	Shaw Mark Engine Drill
1	Water System (Water Swivel, 7 gallon jug, hoses, 12V 60 PSI Pump)
1	T-Handle
1	Core Barrel
1	Core Catcher
1	Knockout Rod
3	Extensions (2ft. Stainless Steel)
2	Segment Type Diamond Bit
1	Elephant Tooth Diamond Bit
1	Loose Materials Bit
1	Adapter
1	Core Breaker
1	Backpack

21242- Backpack Drill Rock Coring Kit (41mm) Includes:

Qty	Item
1	Shaw Mark Engine Drill
1	Water System (Water Swivel, 7 gallon jug, hoses, 12V 60 PSI Pump)
1	T-Handle
1	Core Barrel
1	Core Catcher
1	Knockout Rod
3	Extensions (2ft. Stainless Steel)
2	Segment Type Diamond Bit
1	Elephant Tooth Diamond Bit
1	Loose Materials Bit
1	Core Breaker
1	Backpack

21243- Backpack Drill Rock Coring Kit (51mm) Includes:

Qty	Item
1	Shaw Mark Engine Drill
1	Water System (Water Swivel, 7 gallon jug, hoses, 12V 60 PSI Pump)
1	T-Handle
1	Core Barrel
1	Core Catcher
1	Knockout Rod
3	Extensions (2ft. Stainless Steel)
2	Elephant Tooth Diamond Bit
1	Loose Materials Bit
1	Core Breaker
1	41mm to 51mm adapter
1	Backpack



WORK SMARTER

#299.00 kit shown



AMS Dual Mass DCP with Vertek Smart DCP Complete

Developed by the Army Corps of Engineers, Dynamic Cone Penetrometers (DCPs) provide a low-cost, efficient test method for quickly determining in-situ CBR values of pavement base, subbase and subgrades. They can readily be used for depths up to 30" and up to 6' with optional drive rods and extensions. This model complies with ASTM D6951 specifications and comes with a chart to compute CBR values. DCPs cover a CBR range from <.05 to 100% and a bearing value range from 430 to 10,800 psf. The Standard DCP Kit measures the shear strength of soil with a CBR between 0.5-100% and from 430 to 10,800 psf. This single-operator kit is ideal for state/county/city highway departments and geotech firms. CBR and psf can be estimated in the field from tables in the manual. It comes with a stainless steel dual-mass (17.6/10.1 lb) hammer and quick-connect upper rod, 30-inch drive rod (27-1/4 inch penetration), a 40-inch vertical scale, upper and lower scale mounts, a reusable hardened point and a disposable cone adapter with 25 disposable cones for fast and easy extraction of the instrument from hard/cohesive soil. The kit also includes a crush-proof Pelican carrying case with transport wheels and wrench set.

Part #	Item	Weight
299.00	AMS Dual Mass DCP with Vertek Smart DCP Complete	70.0 lb.
300.00	AMS Dual Mass Dynamic Cone Pentrometer	56.0 lb.
300.01	Vertek Smart (DCP)	14.0 lb.

About SmartDCP

SmartDCP for Hand Held Units This innovative new product promises to reduce the manpower required to collect soil behavior data, while also improving accuracy and simplifying field logistics. The system achieves this by:

- Automatically counting blows
- Recording the change in depth with each blow
- Tracking the total depth of the probe
- Recording data on Apple iOS and Android smart devices via Bluetooth 4.0
- Eliminating the need for a ruler, pencil, and paper
- Transferring data via e-mail or USB from the smart device
- Desktop application to organize and plot raw data

The App is free and available in the iOS App Store or Google Play to install on your personal smartphone. The App and hardware combination makes your handheld DCP automated and will provide you and your client better field results and cost savings. We also offer a competitively priced handheld DCP kit with the ability to add rod extensions for deeper investigations. The SmartDCP kit can be mounted to most handheld DCPs on the market and is easily operated by a single person. The smart DCP kit is protected under U.S. Patents No. 7,617,718, No. 8,033,163 and No. 8,485,024.



Borehole Preparation Kit

The borehole preparation kit allows you to manually auger a 2 1/2" diameter hole to your target depth using the supplied auger, extensions, and rubber-coated cross handle. After your desired depth has been achieved, remove the regular auger head from your extension(s), and thread on the planer auger. Lower the planer auger to the bottom of the borehole and twist the cross handle two full revolutions. The specialized cutting head of the planer auger will pick up any loose debris and will leave a level surface at the bottom of the borehole – allowing for more accurate geotechnical testing and sampling. The kit includes a 2 1/4" regular auger, 2 1/4" planer auger, 4' extension, 3' extension, 18" rubber-coated handle, and poly-canvas carrying case. All of the components have a 5/8" threaded connection type.

5/8" Threaded, Borehole Preparation Kit

Part #	Item	Weight
400.78	Borehole Preparation Kit	7.0 lb.

5/8" Threaded, Borehole Preparation Kit Replacement Parts

Part #	Diameter	Length	Item	Weight
400.08	2 1/4"		Regular Auger	1.7 lb.
400.53	2 1/4"		Planer Auger	1.3 lb.
408.02		3'	Extension	1.7 lb.
408.03		4'	Extension	2.3 lb.
406.04		18"	Rubber-Coated Handle	1.3 lb.
430.32		4'	Poly-Canvas Case	2.0 lb.



Static Cone Penetrometer

The static cone penetrometer (SCP) is used to evaluate the consistency of soils, their level of compaction, and the bearing capacity of shallow foundations and pavement subgrades. It includes a cone, starter rod assembly, pressure gauge, and operating instructions. The standard cone is a 60 degree vertex angled cone with an area of 1.5 cm². An larger, optional cone with an area of 3 cm² is available for use in soft soils. The dual-rod construction isolates cone resistance from shaft friction. The pressure gauge ranges from 0 to 70 kg/cm² and reads the cone resistance directly which eliminates the need to prove ring conversions. The starter rod assembly can withstand an axial force of 250 lb/ft (340 N*m) maximum. The penetrometer is made of stainless steel and anodized aluminum.



Static Cone Penetrometer

Part #	Item	Weight
59010	Static Cone Penetrometer Complete	16.0 lb.

Static Cone Penetrometer Replacement Parts

Part #	Diameter	Item	Weight
59018	24"	SCP Starter Rod Assembly	1.0 lb.
59017	24"	SCP Extension Rod Assembly	1.0 lb.
59016	24"	SCP Extension Inner Rod	0.5 lb.
59015	24"	SCP Starter Inner Rod	0.5 lb.
59014	24"	SCP Outer Rod	1.0 lb.
59012		Standard 60° SCP Cone Assembly	1.0 lb.
59011		Large 60° SCP Cone Assembly	1.0 lb.



#59010
Evaluate the consistency, compaction, and bearing of fine grained, soft soils.

Dynamic Cone Penetrometer

Dynamic Cone Penetrometer

Part #	Item	Weight
59000	Dynamic Cone Penetrometer	72.0 lb.

DCP Replacement Parts & Accessories

Part #	Diameter	Length	Item	Weight
59006	1 3/8"	2 1/2'	External DCP Extension Rod	7.0 lb.
59005	1 3/8"	1'	DCP Drill Rod Extension	3.3 lb.
59004	1 3/8"		DCP Drive Hammer Assembly	28.8 lb.
59003	1 1/2"		DCP Replacement Point w/ Roll Pin (45 degree vertex angle)	1.0 lb.
59001		1'	DCP Adapter Drive with Heat-Treated Drive	3.3 lb.
59002	1/4"	1 1/4"	DCP Spiral Pin for Point	0.1 lb.
ACCESSORIES				
59027	3"	10"	10 Sampler Tubes w/ 10 Caps	18 lb.
59028	3"	10"	Sample Tube	1.8 lb.
59029	3"	10"	SST Sample Tubes	1.8 lb.
59030	3"		Drive Head w/ Screws	4.8 lb.
430.25	36"		3 ft. AMS Deluxe Carrying Case 1700 Black	28.9 lb.



The dynamic cone penetrometer (DCP) is the most widely accepted portable method for evaluating strength and density of soil, in situ. It is effective in pre-augered boreholes to depths of 20' (6.1m). A drive mass that falls 20" (50.8cm) strikes an anvil to cause penetration of the cone after it has been seated in the bottom of a pre-augered hole. The blows required to drive the embedded cone a depth of 1 3/4" are correlated to N values derived from the Standard Penetration Test (SPT). The cone can be replaced with a drive tube assembly to collect 3" x 10" (7.6 cm x 25.4 cm) samples from pre-augered holes. The dynamic cone penetrometer includes a DCP drive hammer assembly with 15 lb. (6.8kg) drive mass, 45 degree vertex angle cone with a 1.5" (3.8cm) diameter, DCP extensions, instructions, and an ASTM STP 399 Special Publication. It has a heat-treated cone and zinc-plated steel components.



Shown with optional carrying case.



#59020



Field Vane Shear Tester

Part #	Item	Weight
59020	Field Vane Shear Tester Complete	7.0 lb.

Field Vane Shear Tester Kit

This kit allows you to take direct readings of un-drained shear strength to depths of 10' (3.3 m) in soft and stiff clays. The peak vane value is determined by a calibrated scale ring built into the head assembly. The handle is used to push the vane to the desired test depth and to apply the shearing torque. To correct for the skin friction of the extension rods, a dummy probe replaces the vane and a skin friction test is performed adjacent to the vane test location. The complete unit includes torque head assembly, six extensions rods, three vanes, skin friction probe, double-ended wrench, and a carrying case. The unit is made of stainless steel and anodized aluminum. The vanes provided in the kit are 0.63" x 1.25" (16 x 32 mm), 0.79" x 1.58" (20 x 40 mm), and 1" x 2" (25.4 x 50.8 mm).

Infiltration Rings

AMS infiltration rings are a simple and relatively inexpensive method for monitoring infiltration rates. They can also be used to study liquid waste disposal, leaching, and drainage efficiencies. The rings are inserted into the turf by pushing and twisting on a cross handle that is welded through the center. Use a stopwatch to measure the duration of dissipation to determine the infiltration rates and the saturation of soils. An optional dead blow hammer may also be used to pound the rings into the turf. AMS infiltration rings are constructed of rolled, 16-gauge mild steel instead of galvanized steel. They are also plated with corrosion resistant gold-zinc plating. This substantially increases the durability of each unit. They include a manual and correlation chart.



#400.97
Use a stopwatch to measure the duration of dissipation to determine infiltration rates and saturation of the soil.

Infiltration Rings

Part #	Inner Ring	Outer Ring	Item	Weight
400.97	6" ID	12" OD	Infiltration Ring	4.0 lb.
400.98	12" ID	24" OD	Infiltration Ring	7.0 lb.
ACCESSORIES				
11677		37 oz. Dead Blow Hammer		2.4 lb.



#59033

Pocket Vane Shear Test Kit

Part #	Item	Weight
59033	Pocket Vane Shear Test Kit	1 lb.

Pocket Vane Shear Test Kit

Easy to use with easy-to-read results:

- Regular vane (0 to 1 kg/cm²) : For saturated cohesive soils with undrained strength , independent of normal pressure
- Large vane (0.2 kg/cm²): use with remolded samples.
- Small vane (2.5 kg/cm²): for stiffer clays.

Comes with:

- Three Vanes
- Allen Wrench
- Carrying Belt Pouch

Advantages:

- All Metal Construction
- Quick and efficient method for determining shear strength values of cohesive soils.
- Metal Vanes are designed to last Long
- TORVANE permits the rapid determination of a large number of strength values with different orientation of failure planes
- Calibrated dial converts torque directly into shear stress in kg/cm². The maximum reading obtained on the dial is the shear strength.
- The TORVANE allows shear strength to be measured in the sides of test pits, trenches or excavations. It may also be used on the ends of thin wall or split spoon samples and soil chunks removed from test pits
- Shipping Weight: 1 lb (0.5kg); 0.2 cu. ft.

Pocket Penetrometer

The AMS pocket penetrometer provides accurate measurements of the compressive soil strength. This 6-1/4" unit is spring-operated, and it measures strength in tons/sq. ft. or kg / sq. cm by pushing a 1/4" diameter loading piston into soil to a depth of 0.25". The end area is a 0.25" compressive load which is indicated by reading a scale on the piston barrel. A friction ring indicates maximum reading. Made of anodized aluminum. An Allen wrench and plastic carrying case with belt loop are included. A special 1" diameter adapter foot is available as an option for use in very sensitive soils.

A pocket penetrometer is required by OSHA on all excavation jobs, and it can help protect you from costly lawsuits and construction delays.



Part # 59032

Static Cone Penetrometer

Part #	Item	Weight
59032	Pocket Penetrometer	0.75 lb.
59031	Pocket Penetrometer Adapter Foot	0.25 lb.



Part # 59031

Geo Tester Penetrometer

Geotester dial penetrometer set is used for on-site measurement of soil compaction by testing the foundation plane or boring samples. It gives readings of estimated unconfined compressive strength in TSF or kg/cm² when used with the standard 1/4" dia plunger. The geotester is furnished with stainless steel plungers, carrying case, data tables, register plates and instructions. Comes with :

- Stainless Steel Plungers
- Plastic Carrying Case
- Data tables
- Register Plates

Geotester Dial Penetrometer

Part #	Item	Weight
59035	Geotester Dial Penetrometer	7 lb.



Part # 59035

Accessories for Hand Sampling Products Chapter Review

Cross Handle	Page 93
Slide Hammers	Page 93
Rock Breaker Kit	Page 93
Hammer-Head Cross Handle	Page 94
Extensions	Page 94
Cleaning Brushes	Page 95
Connection Adapters	Page 95
Quick Connect Accessories	Page 95
Tooling Cases	Page 95
Wrenches	Page 95
Stainless Steel Spade Shovel	Page 96
Shovels and Scoops	Page 96
Scoops	Page 96
Montana Sharpshooter	Page 96
Munsell® Soil Color Chart Binder	Page 96
McCollough Geo Guide Card and Geotechnical Gauge	Page 96
Plastic, Stainless Steel, Brass & Aluminum Liners	Page 97
Liner End Caps	Page 98
Fluoropolymer Film	Page 98
Echo Gas Drills	Page 98
End Cap Inserts	Page 98
Core Catchers	Page 98
Concrete Bits, Core Bits, & Rocky Soil Screw Augers	Page 99
Drill Adapters	Page 99
Rotary Hammer Drills	Page 99
Removal Jack	Page 100
AMS Foot Jack	Page 100
Tubing Options	Page 100
Vacuum Pumps	Page 100
Vacuum Station	Page 100





Geotechnical Gauge

Soil Color Chart

Soil Type	Color
DRY, CLEAN GRAVELS	Light Brown
DRY, SANDY SOILS	Yellow
DRY, SANDY SOILS	Light Green
DRY, SANDY SOILS	Dark Green
DRY, SANDY SOILS	Light Blue
DRY, SANDY SOILS	Dark Blue
DRY, SANDY SOILS	Light Purple
DRY, SANDY SOILS	Dark Purple
DRY, SANDY SOILS	Light Grey
DRY, SANDY SOILS	Dark Grey
DRY, SANDY SOILS	Light Black
DRY, SANDY SOILS	Dark Black

MOISTURE CONTENT

Moisture Content (%)	Soil Type
0-5	DRY, CLEAN GRAVELS
5-10	DRY, SANDY SOILS
10-15	DRY, SANDY SOILS
15-20	DRY, SANDY SOILS
20-25	DRY, SANDY SOILS
25-30	DRY, SANDY SOILS
30-35	DRY, SANDY SOILS
35-40	DRY, SANDY SOILS
40-45	DRY, SANDY SOILS
45-50	DRY, SANDY SOILS
50-55	DRY, SANDY SOILS
55-60	DRY, SANDY SOILS
60-65	DRY, SANDY SOILS
65-70	DRY, SANDY SOILS
70-75	DRY, SANDY SOILS
75-80	DRY, SANDY SOILS
80-85	DRY, SANDY SOILS
85-90	DRY, SANDY SOILS
90-95	DRY, SANDY SOILS
95-100	DRY, SANDY SOILS

SOIL TYPE

Soil Type	Color
DRY, CLEAN GRAVELS	Light Brown
DRY, SANDY SOILS	Yellow
DRY, SANDY SOILS	Light Green
DRY, SANDY SOILS	Dark Green
DRY, SANDY SOILS	Light Blue
DRY, SANDY SOILS	Dark Blue
DRY, SANDY SOILS	Light Purple
DRY, SANDY SOILS	Dark Purple
DRY, SANDY SOILS	Light Grey
DRY, SANDY SOILS	Dark Grey
DRY, SANDY SOILS	Light Black
DRY, SANDY SOILS	Dark Black

20-4-2016-01

AMS Cross Handles

AMS 18" and 22" rubber-coated handles are made of chromoly and are coated with textured rubber. The 18" rubber-coated handles are available with signature series, 3/4" threaded, 5/8" threaded, and quick connect connections. The 22" models are only available with a 3/4" threaded connection. 10" rubber-gripped handles have a 5/8" threaded connection. Ratcheting handles are available with signature series, 3/4" threaded, 5/8" threaded, and quick connect fittings. They are made of durable carbon steel, and have an open-gear mechanism that allows for easy cleaning of the gear and cog. Quick connect ratcheting handles allow for reverse ratcheting. Ratcheting handles without fittings and fitting replacements are also available. Ratcheting handles without fittings do not have rubber grips.



#351.56



#406.04



#306.06



#306.071



Rock Breaker Kit

Rock breaker kits include two alloy steel, sharp-edged chisels. The flat edges of AMS rock breakers are 1 3/4" and 2 1/2". They are used to break up obstructions in augered holes and to penetrate hard pan lenses. They are also ideal for splitting or chipping rocks, stones and other obstructions in augered holes. They are made for use with 3/4" and 5/8" threaded slide hammers.

3/4" Threaded Rock Breaker

Part #	Item	Weight
424.001	Rock Breaker Kit	1.5 lb.

5/8" Threaded Rock Breaker

Part #	Item	Weight
424.00	Rock Breaker Kit	1.5 lb.

Quick Connect Rock Breaker

Part #	Item	Weight
324.00	Rock Breaker	1.5 lb.

AMS Slide Hammers

Use slide hammers to pound soil probes, core samplers, and sediment samplers into the ground. They offer a simple method for soil penetration by allowing the user to push or drop the hammer weight down the slide rod to apply force through the extension to the sampler. Slide hammers also assist in sample retrieval by allowing the user to back hammer to provide upward force.

Signature Series, Slide Hammers

Part #	Item	Weight
350.96	Compact Slide Hammer	7.7 lb.
350.99	Regular Slide Hammer	10.3 lb.
350.93	Heavy-Duty Slide Hammer	18.9 lb.

5/8" Threaded, Slide Hammers

Part #	Item	Weight
400.96	Compact Slide Hammer	7.7 lb.
400.99	Regular Slide Hammer	10.3 lb.

3/4" Threaded, Slide Hammers

Part #	Item	Weight
57780	Professional Slide Hammer	10.3 lb.
400.93	Heavy-Duty Slide Hammer	18.9 lb.
400.86	30 lb. Heavy-Duty Slide Hammer	30.0 lb.

Hex Quick Pin, Slide Hammer

Part #	Item	Weight
58506	Hex Quick Pin Slide Hammer	10.3 lb.

*Note: Heavy-duty slide hammers are not rubber-coated. 3/4in Professional Slide Hammers are powder-coated (orange).

Signature Series, Cross Handles

Part #	Length	Item	Weight
351.54	18"	Rubber-Coated Cross Handle	1.1 lb.
351.56	18"	Ratcheting Cross Handle	2.4 lb.

3/4" Threaded, Cross Handles

Part #	Length	Item	Weight
402.31	18"	Rubber-Coated Cross Handle	1.3 lb.
406.87	18"	Ratcheting Cross Handle	2.5 lb.
406.05	22"	Rubber-Gripped Cross Handle	1.6 lb.

5/8" Threaded, Cross Handles

Part #	Length	Item	Weight
406.04	18"	Rubber-Coated Cross Handle	1.1 lb.
406.80	18"	Ratcheting Cross Handle	2.1 lb.
401.26	10"	Rubber-Gripped Cross Handle	0.9 lb.
401.27	12"	Hammer-Head Cross Handle	2.1 lb.
11677		37 oz. Dead Blow Hammer	2.4 lb.

Quick Connect, Cross Handles

Part #	Length	Item	Weight
306.06	18"	Rubber-Coated Cross Handle	1.3 lb.
306.07	18"	Ratcheting Cross Handle	2.4 lb.

Ratcheting Handle Replacement Parts

Part #	Item	Weight
406.85	Ratcheting Handle without Fitting	2.3 lb.
406.82	5/8" Threaded Fitting	0.3 lb.
406.83	Signature Series Fitting	0.3 lb.
406.86	Quick Connect Fitting	1.1 lb.
13378	Snap Ring (Requires 2)	0.1 lb.
11673	Rubber Grips for Ratcheting Handle	0.1 lb.

Hex Quick Pin, Cross Handles

Part #	Length	Item	Weight
58504	18"	Rubber-Coated Cross Handle	1.3 lb.
306.071	18"	Ratcheting Cross Handle	2.4 lb.



Hammer-Head Cross Handle

This lightweight, dual-purpose cross handle can be used to manually push or pound your soil sampler into the ground. It consists of a 2" machined, stress-proof steel body for added strength and durability. The cross member is made of solid cold roll. It has rubber grips and is connected to the body by a set screw. The hammer-head handle has no visible welds, and it is coated with a rust-resistant silver-zinc plating. It is only available with a 5/8" threaded connection. It is used with an all-purpose, impact-absorbing dead blow hammer. It is not intended for use with steel sledge hammers.



#11677



#401.27



#401.27

Hex Quick Pin, Cross Handles

Part #	Item	Weight
11677	37oz Dead Blow Hammer	2.40 lb.
401.27	12" Hammer Head Cross Handle (5/8" Thread Connection)	4.25 lb.

AMS Extensions

Signature series extensions feature zinc-coated chromoly for added rust resistance. 3/4" threaded connections are made of powder-coated chromoly or chromoly steel. 5/8" threaded and quick connect extensions are either chromoly or stainless steel.

Signature Series Extensions

Part #	Length	Material	Weight
351.00	1'	4130 chromoly	0.8 lb.
351.01	2'	4130 chromoly	1.2 lb.
351.02	3'	4130 chromoly	1.7 lb.
351.03	4'	4130 chromoly	1.7 lb.
351.04	5'	4130 chromoly	2.4 lb.



3/4" Threaded Extensions

Part #	Length	Material	Weight
407.01	1'	4130 chromoly	1.0 lb.
407.02	2'	4130 chromoly	1.5 lb.
407.03	3'	4130 chromoly	2.0 lb.
407.04	4'	4130 chromoly	2.5 lb.
407.05	5'	4130 chromoly	3.0 lb.
402.33	3'	Powder Coated 4130	2.0 lb.
402.32	4'	Powder Coated 4130	2.5 lb.



Hex Quick Pin Extensions

Part #	Length	Material	Weight
58509	1'	4130 chromoly	1.9 lb.
58513	2'	4130 chromoly	2.3 lb.
58514	3'	4130 chromoly	2.7 lb.
58505	4'	4130 chromoly	3.2 lb.
58515	5'	4130 chromoly	3.6 lb.



5/8" Threaded Extensions

Part #	Length	Material	Weight
408.00	1'	4130 chromoly	0.8 lb.
408.01	2'	4130 chromoly	1.2 lb.
408.02	3'	4130 chromoly	1.7 lb.
408.03	4'	4130 chromoly	2.3 lb.
408.04	5'	4130 chromoly	2.4 lb.
409.06	1'	SST	0.8 lb.
409.07	2'	SST	1.3 lb.
409.08	3'	SST	1.7 lb.
409.09	4'	SST	2.2 lb.
409.10	5'	SST	2.6 lb.



Quick Connect Extensions

Part #	Length	Material	Weight
309.00	1'	4130 chromoly	1.9 lb.
309.01	2'	4130 chromoly	2.3 lb.
309.02	3'	4130 chromoly	2.7 lb.
309.03	4'	4130 chromoly	3.2 lb.
309.04	5'	4130 chromoly	3.6 lb.
309.06	1'	SST	1.9 lb.
309.07	2'	SST	2.4 lb.
309.08	3'	SST	2.8 lb.
309.09	4'	SST	3.2 lb.
309.10	5'	SST	3.7 lb.





#351.90 #413.02 #351.91 #351.95 #413.01 #351.94

Connection Adapters


Adapters allow for conversion among AMS signature series, 5/8" threaded, and quick connect connection types.

Connection Adapters

Part #	Item	Weight
351.90	5/8" Threaded Male to Sig. Series Female	0.8 lb.
413.02	5/8" Threaded Male to Quick Connect Female	1.0 lb.
351.91	Signature Series Male to 5/8" Threaded Female	0.8 lb.
351.95	Signature Series Male to Quick Connect Female	0.8 lb.
413.01	Quick Connect Male to 5/8" Threaded Female	1.0 lb.
351.94	Quick Connect Male to Sig. Series Female	0.8 lb.
56857	3/4" Male to 5/8" Female	1 lb.
62704	5/8" Male to 3/4" Female	1 lb.

Cleaning Brushes

These stainless steel and nylon brushes will help maintain your sampling components and other equipment.



#430.17 #430.05 #430.07 #430.09

Cleaning Brushes

Part #	Diameter	Length	Item	Weight
1002.10	1/2" to 3/4"	12"	Nylon Brush	0.1 lb.
430.05	1"	24"	Nylon Brush	0.2 lb.
430.11	1 1/2"	12"	Nylon Brush	0.2 lb.
430.07	2"	12"	Nylon Brush	0.2 lb.
430.09	3"	12"	Nylon Brush	0.2 lb.
430.21	1 1/2"	12"	SST Brush	0.2 lb.
430.17	2"	12"	SST Brush	0.2 lb.
430.19	3"	12"	SST Brush	0.2 lb.

Wrenches

Wrenches are used to assemble and disassemble threaded sampler components.



#421.29 #425.77 #421.10

Wrenches

Part #	Item	Weight
421.10	12" Crescent Wrench	1.7 lb.
421.29	Universal Slip Wrench	1.3 lb.
425.77	Spanner Wrench	0.2 lb.
208.63	Spanner Screwdriver	0.2 lb.
14327	14" Pipe Wrench	2.5 lb.



#430.32 #430.00 #430.01

Tooling Cases

These tough, convenient cases are perfect for storing and transporting your valuable sampling equipment. Flexible poly-canvas cases are available in a variety of sizes and with various pocket options. Rugged, hard-sided case with foam padding are available in two sizes. The deluxe case is used with most kits.

Tooling Cases

Part #	Length	Item	Weight
430.01	4'	Deluxe Carrying Case (54" x 18" x 6")	28.9 lb.
424.62	2'	Mini Carrying Case (26" x 13" x 6")	20 lb.
430.02	3'	Poly-Canvas Case	2.0 lb.
430.04	4'	Poly-Canvas Case	2.0 lb.
430.00	3'	Poly-Canvas Core Sampler Case	2.0 lb.
430.31	3'	Signature Poly-Canvas Case	2.0 lb.
430.32	4'	Signature Poly-Canvas Case	2.0 lb.
430.25	3'	3' Deluxe Carrying Case (45" x 18" x 6")	25 lb.

Quick Connect Accessories

The repair kit is used to repair quick connect connections. The finger ring is used to press the connection pin to release the connection.



#309.12 #300.90

Quick Connect Repair Kit

Part #	Item	Weight
309.12	QC Finger Ring	1.0 lb.
300.90	QC Repair Kit	1.0 lb.



Munsell® Soil Color Chart Binder

The book is organized to make it faster and easier for you to identify and communicate the color of soil in the field. Soil color indicates the makeup of the soil within a given geographic area, which can influence the land's fitness for use, such as wetlands, optimum crops to plant, viability for waste water systems and other uses.

Munsell Soil Books Include the Following Soil Color Charts:

- Munsell 10R Soil Chart
- Munsell 10YR Soil Chart
- Munsell 2.5Y Soil Chart
- Munsell 2.5YR Soil Chart
- Munsell 5Y Soil Chart
- Munsell 5YR Soil Chart
- Munsell 7.5YR Soil Chart
- 10Y – 5GY Colors – Olive greens Soil Chart
- Gley 1 & 2 Soil Charts (2 – Separate Soil Charts)
- Munsell 5R Individual Soil Chart
- Munsell 7.5R Individual Soil Chart
- "New" White Page, 7.5R, 10YR, & 2.5Y

Munsell® Soil Color Chart Binder

Part #	Item	Weight
504.00	Munsell® Soil Color Chart Binder	0.8 lb.

McCullough Geo Guide Card and Geotechnical Gauge

This card provides classification information on a flexible, waterproof plastic card with lanyard. It includes soil type samples, classification by type, grain size, and color. It features six common Munsell® soil colors, Unified Soil Classification System (USCS), soil compaction tests for clay and sand, and size classification chart with actual sand grains from coarse to silt.



McCullough Geo Guide Card and Geotechnical Gauge

Part #	Item	Weight
504.20	McCullough Geo Guide Card and Geotechnical Gauge	0.1 lb.

Additional Field Guides

Part #	Item	Weight
504.21	USDA Soil Texturing Field Flow Chart	0.1 lb.
504.22	Field Guide for Soil and Stratigraphic Analysis	0.1 lb.

Shovels and Scoops

AMS shovels and scoops are ideal for general purpose scooping and collection of disturbed samples. Generally used for digging in consolidated materials at shallow depths, scoops and shovels are used to sample surface soils, sediments, and sludge.

Montana Sharpshooter

The heavy-duty, sharpshooter opens a deep, narrow hole, even in hard, rocky soil. The blade is 18" in length, 5 1/4" in width at top, and tapers to 4 1/4" in width at bottom. The handle is 29" long, and is available with rubber coating to reduce recoil from striking rocks. These shovels are made using heavy-duty, heat-treated carbon steel and are coated for rust resistance.



#410.00

#410.01

Stainless Steel Spade Shovel

Durable stainless steel construction withstands caustic and corrosive materials and is easily decontaminated after use. The blade of the AMS spade shovel has a front-rolled step, a fine cutting edge, and measures 7 3/4" x 11". The overall length of the shovel is 54".



#427.90



#2

#3

#6

#8

#12

Scoops

Scoops may be used for sampling or compositing. The AMS range of 5 sizes has been the industry standard for this purpose for over a decade. Sized by the approximate weight in ounces, they are available with or without a rubber handle. They are made of passivated 300 series stainless steel.

Shovels & Scoops

Part #	Item	Material	Weight
427.82	#2 Scoop With Rubber Grip	SST	0.5 lb.
427.83	#3 Scoop With Rubber Grip	SST	0.5 lb.
427.84	#6 Scoop With Rubber Grip	SST	0.6 lb.
427.85	#8 Scoop With Rubber Grip	SST	0.6 lb.
427.86	#12 Scoop With Rubber Grip	SST	0.8 lb.
428.02	#2 Scoop Without Rubber Grip	SST	0.3 lb.
428.03	#3 Scoop Without Rubber Grip	SST	0.4 lb.
428.04	#6 Scoop Without Rubber Grip	SST	0.5 lb.
428.05	#8 Scoop Without Rubber Grip	SST	0.5 lb.
428.06	#12 Scoop Without Rubber Grip	SST	0.7 lb.
427.90	Spade Shovel	SST	5.9 lb.
410.00	Sharpshooter w/o Rubber Coating		9.4 lb.
410.01	Sharpshooter w/ Rubber Coating		10.7 lb.

Plastic, Stainless Steel, Brass & Aluminum Liners

Order liners by the length, diameter, and material type desired. The sizes shown are the retaining cylinder size.



Stainless Steel Liners

Part #	Diameter	Length	Weight
425.15	3/4"	12"	0.3 lb.
425.16	3/4"	18"	0.3 lb.
425.17	3/4"	24"	0.5 lb.
425.11	1"	12"	0.4 lb.
425.13	1"	24"	0.8 lb.
403.87	1 3/8"	6"	0.3 lb.
405.13	1 1/2"	6"	0.5 lb.
405.81	1 1/2"	12"	1.0 lb.
404.27	2"	1"	0.1 lb.
404.28	2"	2"	0.2 lb.
404.29	2"	3"	0.4 lb.
404.30	2"	4"	0.5 lb.
404.31	2"	6"	0.7 lb.
422.07	2"	8"	0.7 lb.
422.08	2"	10"	1.1 lb.
405.14	2"	12"	1.3 lb.
405.20	2 1/2"	6"	0.8 lb.
405.88	2 1/2"	12"	1.6 lb.
405.21	3"	6"	1.0 lb.
422.05	3"	10"	1.7 lb.
422.06	3"	12"	2.0 lb.

Plastic Liners

Part #	Diameter	Length	Weight
425.07	3/4"	12"	0.1 lb.
425.09	3/4"	24"	0.1 lb.
425.02	1"	12"	0.1 lb.
425.04	1"	24"	0.2 lb.
406.56	1 3/8"	6"	0.1 lb.
406.57	1 3/8"	12"	0.2 lb.
405.08	1 1/2"	6"	0.1 lb.
406.53	1 1/2"	12"	0.1 lb.
404.17	2"	1"	0.1 lb.
404.18	2"	2"	0.1 lb.
404.19	2"	3"	0.1 lb.
404.20	2"	4"	0.1 lb.
404.21	2"	6"	0.2 lb.
422.03	2"	8"	0.2 lb.
422.04	2"	10"	0.2 lb.
405.10	2"	12"	0.2 lb.
425.20	2"	24"	0.3 lb.
406.72	2"	36"	0.4 lb.
406.73	2"	48"	0.5 lb.
406.55	2 1/2"	6"	0.2 lb.
406.74	2 1/2"	12"	0.3 lb.
405.09	3"	6"	0.2 lb.
422.01	3"	10"	0.3 lb.
422.02	3"	12"	0.4 lb.

Aluminum Liners

Part #	Diameter	Length	Weight
405.04	1 1/2"	6"	0.2 lb.
405.57	1 1/2"	12"	0.3 lb.
404.11	2"	1"	0.1 lb.
404.12	2"	2"	0.1 lb.
404.13	2"	3"	0.1 lb.
404.15	2"	4"	0.2 lb.
404.16	2"	6"	0.2 lb.
405.45	2"	8"	0.3 lb.
405.46	2"	10"	0.3 lb.
405.07	2"	12"	0.4 lb.
405.15	2 1/2"	6"	0.3 lb.
405.64	2 1/2"	12"	0.5 lb.
405.06	3"	6"	0.3 lb.
405.71	3"	10"	0.5 lb.
405.72	3"	12"	0.6 lb.
405.67	3"	3"	0.2 lb.

Brass Liners

Part #	Diameter	Length	Weight
405.11	1 1/2"	6"	0.3 lb.
405.99	1 1/2"	12"	0.6 lb.
404.22	2"	1"	0.1 lb.
404.23	2"	2"	1.2 lb.
404.24	2"	3"	0.2 lb.
404.25	2"	4"	0.3 lb.
404.26	2"	6"	0.4 lb.
406.25	2"	8"	0.5 lb.
406.26	2"	10"	0.6 lb.
405.12	2"	12"	0.8 lb.
405.33	2 1/2"	3"	0.3 lb.
405.16	2 1/2"	6"	0.5 lb.
405.17	3"	6"	0.9 lb.

*No returns are accepted for Plastic Liners.

Safety Liner Splitter

The AMS Safety Liner Splitter allows you to split liners up to 13-3/4" in length. This adjustable liner splitter accepts liner diameters as small as 3/4" OD all the way up to 3" OD. Each liner splitter comes with a safety utility knife with spring-loaded retractable blade and (10) extra hook blades. This device offers a safe alternative for splitting liners open lengthwise in the field.

Safety Liner Splitter

Part #	Item	Weight
61701	Safety Liner Splitter	5.3 lb.





Core Catchers

Core catchers are used to minimize the loss sample during recovery in dry, loose soil as well as in very saturated materials, sludges, and sediments. The 2" core catchers are used with core, split-core, and sludge & sediment samplers. The 1" core catcher is used with the sand & sediment probe.

Core Catcher

Part #	Diameter	Item	Weight
61882	1"	Core Catcher	0.1 lb.
61883	1 3/8"	Core Catcher	0.1 lb.
61876	1 1/2"	Core Catcher	0.1 lb.
404.91	2"	Core Catcher	0.1 lb.
404.90	2"	Eggshell Catcher	0.1 lb.
61884	2 1/2"	Core Catcher	0.1 lb.
61878	2 3/4"	Core Catcher	0.1 lb.
61885	3"	Core Catcher	0.1 lb.

*Note: Liners must be cut 1/8" shorter.

Liner End Caps

Polyethylene plastic end caps cover the ends of plastic, stainless steel, brass, and aluminum liners to help retain the integrity of your samples. Liner end caps are only available in blue.



Liner End Caps

Part #	Diameter	Weight
425.22	3/4"	0.1 lb.
425.18	1"	0.1 lb.
418.11	1 3/8"	0.1 lb.
418.08	1 1/2"	0.1 lb.
418.10	2"	0.1 lb.
404.85	2 1/2"	0.1 lb.
418.09	3"	0.1 lb. \$0.70 ea

Fluoropolymer Film

Fluoropolymer film is used to seal or wrap samples for shipping or to cover material upon which samples will be dissected and examined. To seal samples in liners, select the perforated roll of 4" x 4" swatches.



Fluoropolymer Film

Part #	Thickness	Width	Item	Weight
418.16	.003"	4"	100ft Roll of Perforated Fluoropolymer Film	1.3 lb.
418.17	.003"	4"	Fluoropolymer Film Swatches (50)	1.6 lb.



Echo Gas Drills

These lightweight, 2-cycle gas-powered drills make drilling boreholes a cinch. They combine the convenience of a cordless drill with the features of a heavy-duty drill. The EDR-210 and EDR-260 models have a 1/2" chuck. 410 models use an EA-410 adapter.

	#213.81 EDR-210 (rev.)	#213.86 EDR-260 (rev.)	#213.83 EA-410
Engine Displacement:	21.2 cc	25.4 cc	51.7 cc
Fuel Capacity:	14 oz.	19.6 oz.	28.7 oz.
Gear Reduction Ratio:	17.1:1	17.1:1	30.1:1
RPM:	0-450 Fwd/Rev	0-640 Fwd	0-230 Fwd
Max. Chuck Diameter:	1/2"	n/a	n/a
Max. Torque at Engine:	n/a	n/a	1.49' lbs.
Max. Torque at Auger:	n/a	n/a	44.9' lbs.
Dry Weight:	13.0 lb.	13.3 lb.	21.4 lb.
Price:	\$ 482.10	\$ 589.20	\$ 771.30

End Cap Inserts

These stainless steel end cap inserts help minimize loss of volatiles. They are designed to work in conjunction with the plastic end caps. They are ideal for environmental soil sample collection.

End Cap Inserts

Part #	Diameter	Material	Weight
422.15	3/4"	SST	0.1 lb.
422.16	1"	SST	0.1 lb.
422.14	1 1/2"	SST	0.1 lb.
422.13	2"	SST	0.1 lb.
422.12	2 1/2"	SST	0.1 lb.
422.11	3"	SST	0.1 lb.

Gas Drill Accessories

The support bracket and side handle replacement are used with the Echo EDR-210 and the EDR-260 gas drills.



Part #	Item	Weight
213.79	Echo Gas Drill Side Handle Replacement	0.3 lb.



#213.92

#213.94

Rotary Hammer Drills

These drills offer a lot of power for heavy-duty applications. Rotary hammer drills can be used to penetrate asphalt and concrete and have both rotary and hammering capabilities.

#213.92 DeWALT D25600K

#213.94 DeWALT D25763K

AMPS 120V:	11.5	15
Max Watts Out:	1,000 w	n/a
No Load Speed:	140-280 rpm	125-250 rpm
Weight:	34.0 lb.	19.1 lb.
Price:	\$ 950.20	\$ 1,599.99

Drill Adapters

Part #	Item	Weight
260.46	Heavy-Duty Splined Adapter (260.40, 260.32 and 260.33 only)	3.4 lb.
260.48	Heavy-Duty SDS-Max Adapter (260.42, 260.32 and 260.33 only)	3.1 lb.
213.50	5/8" NC Male to 1/2" Gas Drill Adapter	0.4 lb.
214.20	5/8" NC Male to SDS-Max Drill Adapter	0.8 lb.
214.50	5/8" NC Male to SDS-Plus Drill Adapter	0.8 lb.
405.27	5/8" NC Male to Splined Drill Adapter	0.6 lb.
213.46	5/8" NC Male to EA-410 Drill Adapter	0.7 lb.
213.48	5/8" NC Male to EA-410 Spring Adapter	3.9 lb.
213.44	5/8" NC Female to 5/8" Male Gas Drill Spring Adapter	3.9 lb.
213.46	3/4" Threaded Male to EA-410 Adapter	



#213.50 #214.50 #213.46 #213.48 #214.20 #405.27

Rocky Soil Screw Augers

Part #	Item	Adapter
214.28	2" Carbide Bit	Splined
214.30	2" Carbide Bit	SDS-Max

Concrete Bits

Part #	Item	Adapter
214.22	1 1/2" Concrete Bit	SDS-Max
214.26	2 1/2" Wild Bore Bit	SDS-Max
214.014	2 1/2" Wild Bore Bit	Splined

Concrete Coring Bits

Part #	Diameter	Length	Item	Adapter	Weight
260.51	2"	16"	Concrete Core Bit	SDS-Max	3.7 lb.
260.37	3"		Concrete Core Bit	SDS-Max	4.0 lb.
260.35	3"		Concrete Core Bit	Splined	4.0 lb.
260.40	3"		Heavy-Duty Concrete Core Bit	Splined	7.2 lb.
260.42	3"		Heavy-Duty Concrete Core Bit	SDS-Max	6.8 lb.

Concrete Coring Bits Replacement Parts & Accessories

Part #	Diameter	Length	Item	Adapter	Weight
260.24			Center Pin for 3" Concrete Core Bit		3.2 lb.
260.39			Replacement Guide Plate		0.2 lb.
260.13		18"	Concrete Core Bit Adapter	SDS-Max	2.9 lb.
260.28		18"	Concrete Core Bit Adapter	Splined	3.1 lb.
260.18	3"		Core Bit (only)		3.0 lb.
260.50			Heavy-Duty 7/16" Starter Bit for 3" Heavy-Duty Concrete Core Bit		0.2 lb.
260.48		18"	Heavy-Duty Concrete Core Bit Adapter	SDS-Max	3.1 lb.
260.46		18"	Heavy-Duty Concrete Core Bit Adapter	Splined	3.4 lb.
260.44	3"		Heavy-Duty Core Bit (only)		6.0 lb.

Gas Powered REDI Boss Hammer

Gas Powered REDI Boss Hammer With 3 1/8" Barrel
Includes Friction Fit 2" Reducer Sleeve For 3 1/8" Barrel



#213.95

Gas Powered REDI Boss Hammer

Part #	Item
213.93	REDI Boss Hammer
213.95	Carrying Case w/ fuel can

#213.93

COBRA PRO Gas Hammer

COBRA PRO Gas Breaker 1 1/4 x 6" Shank



#213.96

#213.97

Cobra Pro Gas Breaker

Part #	Item
213.96	COBRA PRO Gas Breaker 1 1/4 x 6" Shank
213.97	Hammer Anvil Cobra Pro 1-1/4 x 6

Concrete Bits, Core Bits, & Rocky Soil Screw Augers

Screw augers are used with rotary hammer drills to penetrate hard soils, asphalt, and concrete. They have extra large pilot tips, and include a built-in SDS-Max or splined adapter. Concrete bits are made for fast, accurate drilling with a rotary hammer drill. Concrete and wild bore bits are one-piece bits, while concrete core bits include a core body, SDS-Max or splined adapter, and a starter or pilot bit.



#214.28 #214.26 #260.37 #260.42

Tubing Options

Silicone tubing is used as a bridge between sampler fittings and either fluoropolymer or polyethylene tubing. If the correct (#15 or #16) bridge tubing is used, it creates a great seal on barbed fittings. Fluoropolymer tubing can be used with the AMS Retract-A-Tip, dedicated tips, implants, and AMS sub-slab kits, as well as vacuum pumps for collecting soil gas samples. Polyethylene tubing is cost-effective for soil gas surveys. It can be used with AMS vacuum stations and pumps for collection of soil gas samples. Contact AMS customer service for more information.



GVP Tubing Options

Part #	Item	Weight
5004.47	#15 x 50' Silicone Tubing	2.4 lb.
5004.48	#15 x 500' Silicone Tubing	26.9 lb.
5004.53	#16 x 25' Silicone Tubing	2.0 lb.
214.98	3/16" ID x 1/4" OD x 50' Fluoropolymer Tubing	1.1 lb.
214.99	3/16" ID x 1/4" OD x 100' Fluoropolymer Tubing	2.1 lb.
215.00	3/16" ID x 1/4" OD x 250' Fluoropolymer Tubing	5.1 lb.
215.12	3/16" ID x 1/4" OD x 500' Polyethylene Tubing	8.2 lb.
215.03	1/4" ID x 3/8" OD x 50' Fluoropolymer Tubing	1.0 lb.
215.04	1/4" ID x 3/8" OD x 100' Fluoropolymer Tubing	2.0 lb.
10658	1/4" End Caps	0.1 lb.

AMS Foot Jack

AMS GVP Foot Jack is specifically designed to extract AMS 5/8" diameter gas vapor probe extension rods. The special open slot design on the shackle/jaws allow you to rapidly connect and disconnect from the extension strand. There is no need to thread on any type of T-jack adapter with this foot removal jack. The pair of jaws are designed to grab directly onto the GVP extension rods in order to extract your extension strand quickly & efficiently.

AMS Foot Jack

Part #	Item
61431	Foot Jack Only
61564	GVP Foot Jack Shackles
61568	2" Foot Jack Shackles
61569	2 1/8" Foot Jack Shackles
61565	3" Foot Jack Shackles
61572	2 1/2" Foot Jack Shackles
61540	1 1/4" Foot Jack Shackles
61432	GVP Foot Jack



Removal Jack

Special adapters allow removal jacks to retrieve tile probes, core samplers, split-core samplers, gas vapor probes, sediment samplers, soggy bottom samplers, and other tooling that is difficult to retrieve. They can create a smoother pulling motion than reverse hammering with a slide hammer – which helps you retain more of your sample during retrieval.

Removal Jack

Part #	Item	Weight
211.05	Removal Jack	30 lb.
211.06	5/8" Female Tee Jack Adapter	1.1 lb.
18253	Big Foot Removal Jack	35 lb.
211.09	3/4" Female Tee Jack Adapter	1.1 lb.



Vacuum Station

The vacuum station comes complete with 12-volt vacuum pump, low-flow rotometer, flow regulator valve, line gauge, and mobile platform. It can be used to comply with most regulations and methods for collection of soil gas samples.

Syringe & Cap

Syringes are ideal for soil gas sampling. Both luer-slip and luer-lock are plastic greaseless, and sterile. The black and white syringe caps are unsterile; blue caps are sterile. The 3-way stopcock has a sterile rotating male luer lock. It is beneficial to include it along with a sample collection device or into the sampling train, prior to purging ambient air and before collecting a sample. Contact AMS customer service for more information.



Syringe & Cap

Part #	Item
2105.93	Sterile and Greaseless Luer Slip, 50 ml Syringe
2105.94	Sterile and Greaseless Luer Lock, 50 ml Syringe
2105.96	White Syringe Caps (100 qty)
2105.98	Sterile 3-way Stopcock/Valve



Vacuum Pumps

The hand vacuum pump is a simple system for both soil gas and groundwater sampling. It has a vacuum gauge release valve and fittings. For sites with no accessible electricity, samples can be taken into suitable test containers. The 12-volt vacuum pump is a diaphragm-style pump that is used for filling test containers. It has a 15" cord and plug. It is portable, and the pump will collect soil gas and groundwater samples into containers.



Vacuum Pumps

Part #	Item	Weight
215.06	Manual / Hand Vacuum Pump	1.6 lb.
5052.40	Electric Vacuum Pump (12 Volt)	1.7 lb.

Tedlar Bags

AMS offers Tedlar bags in a wide variety of sizes. One liter, 3L, 5L, and 10L bags are available. Tedlar bags are recommended in many US EPA methods including TCLP and methods TO-3 (VOCs), TO-12 (NMOC), TO-14A (VOCs), TO-15 (VOCs), and ASTM D-5504 (reduced sulfur compounds). For more information on Tedlar bags and other AMS sampling equipment, contact AMS customer service.

Tedlar Bag

Part #	Item
2105.92	1 L Tedlar Bags (10 qty) Lot Certification (TO-14)
2105.91	3 L Tedlar Bags (10 qty) Lot Certification (TO-14)
2105.89	5 L Tedlar Bags (10 qty) Lot Certification (TO-14)
2105.88	10 L Tedlar Bags (10 qty) Lot Certification (TO-14)

Vacuum Station

Part #	Item
5052.45	Vacuum Station

PowerCore™, Groundwater, & PowerProbe™ Chapter Review

PowerCore™ System **Page 103**

PowerCore™ 9400 Page 104

PowerCore™ 9410 Page 106

Groundwater Well Sampling & Monitoring Systems **Page 107**

SK-3500 System Page 107

SK-7000 System Page 107

Port-A-Reels Page 108

PowerProbe™ Models/Specs **Page 109**





THE FACTS.

The PowerCore™ 9400 allows you to limit the number of employees needed on site. This asphalt & concrete coring system provides a convenient, cost-effective method for retrieving a sample of concrete or asphalt for materials tests, or to collect soil samples from below the pavement. Rather than having to remove large sections of the concrete or asphalt, simply core a small-diameter hole. Then you can collect clean core samples or easily collect intact concrete and asphalt cores for testing and sampling. The PowerCore™ 9400 is set up with a high-speed hydraulic core motor and our standard direct push 90 ft-lb. hydraulic hammer used for direct push soil sampling so you can collect semi-undisturbed soil samples below the surface.

All trailer and truck-mounted models can be customized with on-board generators, a slurry-vac system, a 75-gallon fresh-water tank, a 75-gallon recovery waste-water tank, tooling racks, and lockable aluminum storage compartments to fit your specific needs. Optional two rear-mounted outrigger jacks for increased stability are also available.

POWERCORE™ 9400

MAST & PROBE

Hammer specs: 90ft/lbs @ 1,100bpm
Auger specs
High Speed: 1080 RPM
Low Speed: 115 RPM
Head Travel Up: 14 seconds
Head Travel Down: 10 seconds
Mast stroke: 60"
Foot stroke: 60"
Push down force: 13,600 lbs.
Pullback force: 20,200 lbs.
In / Out travel: 20"
Side to side movement: 47"

ENGINE

Engine: Kohler CH680-3001
Horsepower: 21 HP
Hydraulic Oil Pressure: 2,100 PSI
Hydraulic Flow Rate: 9.5 GPM
Hydraulic Fluid Capacity: 7.8 gal.
Fuel Type: Gasoline
Fuel Capacity: 5.7 gal

DIMENSIONS

TRANSPORT

*Transport Length: 102.25"
*Transport Width: 71.125"
*Transport Height: 67"

WORKING

Overall Length: 140.5"
Overall Width: 71.125"
Overall Height: 102"

TOTALS

Total PowerCore™ 9400 Weight: 3,640 lbs.

*Weights and dimensions are dependent on carrier vehicle.



Types of investigations performed with the PowerCore™

- Geotechnical
- Soil investigations for new roads
- Delineation of soft subgrade
- Groundwater depth
- Depth to bedrock
- Frost heave
- Roadway settlement
- Contaminated soils delineation
- Bituminous pavement distress
- And more!



CUSTOMER SERVICE

Everyone at AMS is dedicated to exceeding our customers' needs and expectations. From answering questions about availability, use and care, to developing customized products, we're here to help.

Call 208-226-2017 or 1-800-635-7330 for more information.

THE FACTS.

The PowerCore™ 9410 allows you to limit the number of employees needed on site. Each model is set up with our standard direct push capability by using a 200 ft-lb. hydraulic hammer along with a 2400 ft-lb. hydraulic core motor that can core through concrete and asphalt to allow access for the collection of intact continuous soil cores.

The PowerCore™ 9410 model has all the same features and robust design as our direct push machines. It's powered by a Kohler KDI 1903 (Tier4F) Turbo Diesel engine that provides plenty of power. It powers a 3,000 ft-lb torque auger motor at 50 RPM on low, 150 RPM on high, and a 3rd position for high-speed coring up to 650 RPM. Matched with our 200 ft-lb direct push hammer, new 72" stroke mast oscillation design, and optional 3,000 ft-lb overhead winch system makes this the most versatile truck-mounted PowerCore™ we have ever built. Also available is our mast mounted auto-drop hammer to access all of the geotechnical demands in today's market.

All trailer and truck-mounted models can be customized with on-board generators, a slurry-vac system, a 75-gallon fresh-water tank, a 75-gallon recovery waste-water tank, tooling racks, and lockable aluminum storage compartments to fit your specific needs.

POWERCORE™ 9410

MAST & PROBE

Hammer specs: 200 ft/lbs @ 2120 bpm
Auger specs: 3,000 ft-lbs
Head Travel Up: 12 sec
Head Travel Down: 6 sec
Mast stroke: 72"
Foot stroke: 36"
Push down force: 27,500 lbs
Pullback force: 42,500 lbs
In / Out travel: 10"
Side to side movement: 8"
Mast Oscillation: 15" each side

CORING

High Speed: 650 RPM

AUGERING

High Speed: 150 RPM
Low Speed: 50 RPM

ENGINE

Engine: Kohler KDI 1903 Turbo Diesel
Horsepower: 56 hp
Hydraulic oil pressure: 3,200psi
Hydraulic flow rate: 18 gpm
Hydraulic fluid capacity: 18 gal
Fuel type: Diesel
Fuel capacity: 18 gal

DIMENSIONS

TRANSPORT

*Transport Length: 14' 5"
*Transport Width (with bed): 96"
*Transport Height: 121"

WORKING

Overall Length: 134"
Overall Width (with bed): 96"
Overall Height (with winch): 175"

TOTALS

Total PowerCore™9410 Weight: 7,340 lbs.

*Weights and dimensions are dependent on carrier vehicle.



Types of investigations performed with the PowerCore™

- Geotechnical
- Soil investigations for new roads
- Delineation of soft subgrade
- Groundwater depth
- Depth to bedrock
- Frost heave
- Roadway settlement
- Contaminated soils delineation
- Bituminous pavement distress
- And more!



CUSTOMER SERVICE

Everyone at AMS is dedicated to exceeding our customers' needs and expectations. From answering questions about availability, use and care, to developing customized products, we're here to help.

Call 208-226-2017 or 1-800-635-7330 for more information.

SK 3500

WELL MANAGEMENT SYSTEM



VISIT WWW.AMS-SAMPLERS.COM
FOR MORE INFORMATION



SK 3500

The AMS SK-3500 Groundwater Well Monitoring & Sampling System was designed for use in wells, each with a total depth of up to 300 feet below ground surface. The automated, hydraulic-driven boom with double-spool system makes it efficient for an operator to monitor groundwater and then collect samples at the appropriate time. The SK-3500 is built on a self-contained skid that can easily be slid into or out of a wide variety of transport vehicles.



PORT-A-REEL

AMS Port-A-Reels are convenient for purging and sampling groundwater monitoring wells with an electric submersible pump. The 16" pneumatic tires are located close to the spool to allow for easier movement and positioning. The boom is extendable to accommodate different well casing heights. All fitted with a footage counter, standard models have a hand crank for the user to lower or raise the pump. Hydraulic models include an electric-driven hydraulic-pump motor with a pendant control.

Groundwater Well Sampling & Monitoring Systems

AMS offers a variety of groundwater well sampling and monitoring systems that include manual and hydraulic Port-A-Reels as well as truck or trailer mounted systems. These systems increase well-monitoring efficiency, and save time, money and labor. They simplify purging and sampling of monitoring wells, monitor water quality and flow rate, and allow for determination of the nature and extent of contamination – resulting in the identification of areas of concern so resources can be focused on where they will be most effective. Sediment samplers, bailers, and direct push groundwater sampling and monitoring systems are also available.

Areas are contaminated through liquid waste discharge from cribs, ditches, trenches, ponds, tanks and wells. Class V injection wells are of particular concern and pose the greatest threat to drinking water. They include motor vehicle waste disposal wells, industrial waste disposal wells, large-capacity cesspools and septic systems, agricultural drainage, storm water drainage, and geothermal wells.



SK-3500 System

The SK-3500 is the smallest of the AMS well management systems. It was designed for users with a limited number of wells to monitor. This capable unit is available with manual or hydraulic systems. The automated, hydraulic-driven boom with double-spool system will handle sampling jobs up to 300 ft deep. The SK-3500 is built on a self-contained skid that can easily be slid into or out of a transport vehicle such as a pickup truck, flatbed truck or trailer.

"Hydraulic Port-A-Reels double efficiency. They maximize flow rates and greatly reduce equipment maintenance and replacement. They reduce the potential for injury – hydraulic up/down eliminates hand cranking, and the boom system eliminates loading and unloading heavy reels and pumps."

– Tony Kirk, Hydrogeologist,
Water Replenishment District of Southern California

"Our TK-9000 truck is the workhorse of our fleet. I cannot say enough about it. It proves its worth on a daily basis."

– Craig Patterson, Environmental Specialist
Orange County Water District



SK-7000 System

This unit allows for purging and sampling of multiple groundwater monitoring wells. It offers full automation for pump deployment, retrieval, and operation for groundwater pumping to depths of up to 300 ft. It is powered by an on-board gas or diesel generator, and it provides integrated remote-controlled hydraulic operation of the boom system, and power for the groundwater pumps, hot water pressure washer, and transfer pump.

Port-A-Reels

AMS Port-A-Reels are convenient for purging and sampling wells with an electric submersible pump. All of the components are built-in to the system – including the pump, motor cable and hose. The rugged powder-coated frame has large, 16" pneumatic tires with extendable swivel castors on the front. The boom is extendable to accommodate different well casing heights. The units are also fitted with a footage counter. Standard models have a hand crank and reel brake. Hydraulic models includes a 1 HP, 110-volt electric driven hydraulic pump motor with a pendant control. For more information, contact AMS customer service.

Port-A-Reels

Part #	Item	Weight	Price
2602.15	150' Manual Port-A-Reel with Redi-Flo 2" Pump	177 lb.	Call for pricing
2602.30	300' Manual Port-A-Reel with Redi-Flo 2" Pump	229 lb.	Call for pricing
2603.15	150' Hydraulic Port-A-Reel with Redi-Flo 2" Pump	323 lb.	Call for pricing
2603.30	300' Hydraulic Port-A-Reel with Redi-Flo 2" Pump	365 lb.	Call for pricing



PowerProbe™

**9110 LAP****9120 SK****9120 RAP****9120 RAP-D****9130 VTR****9410 D****Tech Specs**

Horsepower	21 hp	Skid Dependent	21 hp	22 hp	22 hp	56 hp
Fuel Type	Gasoline	Skid Dependent	Gasoline	Diesel	Diesel	Diesel
Engine RPM Setting	2,500 rpm	Skid Dependent	3,500 rpm	3,500 rpm	3,200 rpm	2,600 rpm
Power Source	Kohler CH680	Skid Dependent	Kohler CH680	Kubota D902	Kubota D902	Kohler KDI 1903 Turbo Diesel
Fuel Capacity	5 gal	Skid Dependent	6 gal	6 gal	12 gal	20 gal
Track Speed	-	Skid Dependent	-	-	3 mph	-

DIMENSIONS

Weight	700 lb	1,040 lb w/o carrier	1,000 lb	1,580 lb	3,760 lb	6,800 lb
Overall Length	40"	28"	67.5"	60"	91"	176" (11 ft bed)
Overall Width	31"	44"	46"	51"	34.5"/47.5"	96"
Overall Height (folded)	74"	90"	89"	82"	75"	146"
Deck Height	-	-	-	-	-	43"
Individual Track Width	-	Skid Dependent	-	-	9"	-
Mast Extended Height	138"	138"	137"	136"	138"	161"
Probe Stroke	60"	60"	60"	60"	60"	72"

HYDRAULICS

Hydraulic Oil Pressure	2,000 psi	2,000 psi	2,000 psi	2,000 psi	2,400 psi	3,200 psi
Hydraulic Flow Rate	10 gpm	10.5 gpm	9.5 gpm	10.5 gpm	11 gpm	21 gpm
Hydraulic Oil Cooler	18,000 BTU	Skid Dependent	12,000 BTU	12,000 BTU	18,000 BTU	90,000 BTU
Hydraulic Oil Capacity	14 gal	Skid Dependent	6 gal	16 gal	15 gal	18 gal

HYDRAULIC OPERATION

Down Force	13,500 lb	13,500 lb	13,500 lb	13,500 lb	17,500 lb	32,500 lb
Pull-Up Force	20,000 lb	20,000 lb	20,000 lb	20,000 lb	23,000 lb	42,500 lb
Head Travel Rate Up	10 sec	15 sec	16 sec	16 sec	14 sec	14 sec
Head Travel Rate Down	9 sec	10 sec	12 sec	12 sec	10 sec	8 sec
Probe Angles	-	Skid Dependent	25° - 6°	15° - 3°	20° - 3°	-
Mast Oscillate	-	-	-	-	-	±15°
In / Out Travel	-	-	-	-	8"	10"
Side-to-Side Movement	-	-	-	-	10"	8"
Foot Vertical Stroke	-	-	20"	20"	32"	36"
Hydraulic Hammers * Optional Hammers	90 ft-lb @ 18Hz	*200 ft-lb @ 37Hz	*200 ft-lb @ 37Hz	*200 ft-lb @ 37Hz	*200 ft-lb @ 37Hz	200 ft-lb @ 37Hz
Auger Motor *Optional Auger	-	*1,000 ft-lb	*1,000 ft-lb	*1,000 ft-lb	*1,000 ft-lb	3,000 ft-lb Low: 54 rpm High: 150 rpm
Auto Drop Hammer	-	-	-	-	-	Yes
Mast Winch	-	-	-	-	-	Yes





PowerProbe™

110



9410 VTR



9520 SK



9520 TR



9520 D



9520 VTR



9580 D



9580 VTR

56 hp	Skid Dependent	40 hp+	60 hp	60 hp	74 hp	74 hp
Diesel	Skid Dependent	Tractor Dependent	Diesel	Diesel	Diesel	Diesel
2,600 rpm	Skid Dependent	Tractor Dependent	2,600 rpm	2,600 rpm	2,600 rpm	2,600 rpm
Kohler KDI 1903 Turbo Diesel	Skid Dependent	Tractor Dependent	Kubota V2403 Turbo Diesel	Kubota V2403 Turbo Diesel	Kohler KDI 2504 Turbo Diesel	Kohler KDI 2504 Turbo Diesel
20 gal	Skid Dependent	Tractor Dependent	26 gal	26 gal	30 gal	30 gal
3 mph	-	-	-	3 mph	-	4 mph
7,400 lb	3,200 lb	3,680 lb	6,400 lb	9,400 lb	10,300 lb	11,750 lb
140"	73"	75"	183" (11 ft bed)	172"	201"	175"
56"	66"	72"	96"	65"	96"	65"
116"	124"	122"	118"	117"	98"	115"
-	-	-	43"	-	43"	-
11"	-	-	-	13"	13"	13"
161"	162"	162"	176"	176"	178"	178"
72"	72"	72"	80"	80"	80"	80"
3,200 psi	2,400 psi	2,400 psi	2,400 psi	2,400 psi	3,000 psi	3,000 psi
21 gpm	16 gpm	20 gpm @ 540 rpm-PTO	30 gpm	30 gpm	37 gpm	37 gpm
90,000 BTU	Skid Dependent	30,000 BTU	90,000 BTU	90,000 BTU	90,000 BTU	90,000 BTU
18 gal	Skid Dependent	20 gal	34 gal	34 gal	35 gal	35 gal
32,500 lb	26,500 lb	26,500 lb	36,000 lb	36,000 lb	44,000 lb	44,000 lb
42,500 lb	38,000 lb	38,000 lb	48,000 lb	48,000 lb	60,000 lb	60,000 lb
14 sec	11 sec	16 sec	14 sec	15 sec	12 sec	12 sec
8 sec	9 sec	11 sec	11 sec	12 sec	9 sec	9 sec
-	20° - 14°	20° - 14°	10° - 2°	30° - 2°	17° - 2°	30° - 2°
±15°	-	-	-	-	±15°	±15°
10"	12"	12"	20"	20"	20"	10"
8"	34"	36.75"	10"	10"	8"	8"
30"	36"	36"	-	20.5"	36"	20.5"
200 ft-lb @ 37Hz	*350 ft-lb @ 31Hz	*350 ft-lb @ 31Hz	350 ft-lb @ 31Hz	350 ft-lb @ 31Hz	500 ft-lb @ 30Hz	500 ft-lb @ 30Hz
3,000 ft-lb Low: 54 rpm High: 150 rpm	*4,000 ft-lb Low: 50 rpm High: 150 rpm	*4,000 ft-lb Low: 34 rpm High: 150 rpm	4,000 ft-lb Low: 50 rpm High: 150 rpm	4,000 ft-lb Low: 50 rpm High: 150 rpm	5,000 ft-lb Low: 60 rpm High: 150 rpm	5,000 ft-lb Low: 60 rpm High: 150 rpm
Yes	-	-	Yes	Yes	Yes	Yes
Yes	Yes	Yes	Yes	Yes	Yes	Yes



Notes

Equipping the *o* Sample the

Approximate conversions to SI units

SI (modern metric) conversion factors.

Length

Symbol	When you Know	Multiply By	To Find Symbol
in	inches	x 25.4 =	millimeters mm
ft	feet	x 0.305 =	meters m
yd	yards	x 0.914 =	meters m
mi	miles	x 1.61 =	kilometers km

Area

in ²	square inches	x 645.2 =	square millimeters mm ²
ft ²	square feet	x 0.093 =	square meters m ²
yd ²	square yard	x 0.836 =	square meters m ²
ac	acres	x 0.405 =	hectares ha
mi ²	square miles	x 2.59 =	square kilometers km ²

Volume

fl oz	fluid ounces	x 29.57 =	milliliters mL
gal	gallons	x 3.785 =	liters L
ft ³	cubic feet	x 0.028 =	cubic meters m ³
yd ³	cubic yards	x 0.765 =	cubic meters m ³

Mass

oz	ounces	x 28.35 =	grams g
lb	pounds	x 0.454 =	kilograms kg
T	short tons (2000 lb)	x 0.907 =	megagrams Mg
T	short tons (2000 lb)	x 0.907 =	metric ton t

Force and Pressure or Stress

lbf	poundforce	x 4.45 =	newtons N
lbf/in ²	pound force per square inch	x 6.89 =	kilopascals kPa

Approximate conversions from SI units

SI (modern metric) conversion factors.

Length

Symbol	When you Know	Multiply By	To Find Symbol
mm	millimeters	x 0.039 =	inches in
m	meters	x 3.28 =	feet ft
m	meters	x 1.09 =	yards yd
km	kilometers	x 0.621 =	miles mi

Area

mm ²	square millimeters	x 0.0016 =	square inches in ²
m ²	square meters	x 10.764 =	square feet ft ²
m ²	square meters	x 1.195 =	square yards yd ²
ha	hectares	x 2.47 =	acres ac
km ²	square kilometers	x 0.386 =	square miles mi ²

Volume

mL	milliliters	x 0.034 =	fluid ounces fl oz
L	liters	x 0.264 =	gallons gal
m ³	cubic meters	x 35.314 =	cubic feet ft ³
m ³	cubic meters	x 1.307 =	cubic yards yd ³

Mass

g	grams	x 0.035 =	ounces oz
kg	kilograms	x 2.202 =	pounds lb
Mg	megagrams	x 1.103 =	short tons (2000 lb) T
t	metric ton	x 1.103 =	short tons (2000 lb) T

Force and Pressure or Stress

N	newtons	x 0.225 =	poundforce lbf
kPa	kilopascals	x 0.145 =	pound force per square inch lbf/in ²

Simplified Metric Conversion Tables

HOW TO USE THESE TABLES

Because most laboratory measuring devices are calibrated in metric units, you can use the following table to convert U.S. units of volume, length, and weight to metric units. **Do not** use this table to convert from metric to U.S. values.

To use the table, find the number you are converting from at the top of the table for numbers from 1 to 9. For numbers greater than nine, find the number you are converting by using a combination of the number at the left side of the table and number at the top.

U.S. Gallons to Litres										
gal	0	1	2	3	4	5	6	7	8	9
0	—	3.8	7.6	11.4	15.1	18.9	22.7	26.5	30.3	34.1
10	37.8	41.6	45.4	49.2	53	56.8	60.6	64.4	68.1	71.9
20	75.7	79.5	83.3	87.1	90.8	94.6	98.4	102.2	106	107.8
30	113.6	117.3	121.1	124.9	128.7	132.5	136.3	140.1	143.8	147.6
40	151.4	155.2	159	162.8	166.6	170.3	174.1	177.9	181.7	185.5
U.S. Fluid Ounces to Millilitres										
fl oz	0	1	2	3	4	5	6	7	8	9
0	—	29.5	59	89	118	148	177	207	237	265
10	295	325	355	385	415	445	475	500	530	560
20	590	620	650	680	710	740	770	800	830	860
30	890	920	950	980	1006	1035	1065	1094	1124	1153
Inches to Centimetres										
in.	0	1	2	3	4	5	6	7	8	9
0	—	2.5	5.1	7.6	10.2	12.7	15.2	17.8	20.3	22.9
10	25.5	28.0	30.5	33.0	35.5	38.0	40.5	43.0	45.5	48.5
20	51	53	56	58	61	64	66	69	71	74
30	76	79	81	84	86	89	91	94	97	99
Ounces to Grams										
oz	0	1	2	3	4	5	6	7	8	9
0	—	28.5	57	85	113	142	170	198	227	255
10	285	310	340	370	395	425	455	480	510	540
20	570	600	620	650	680	710	740	770	790	820
30	850	880	910	940	960	990	1021	1049	1077	1106

TEMPERATURE CONVERSION TABLE

To convert a temperature from one unit of measure to another, use the following table. Find the temperature you are converting from in the "°F or °C" column; if you are converting to degrees Celsius, read the number from the "to °C" column. If you are converting to degrees Fahrenheit, read the number from the "to °F" column.

to °C	°F or °C	to °F	to °C	°F or °C	to °F	to °C	°F or °C	to °F	to °C	°F or °C	to °F
37.8	100	212.0	18.33	65	149.0	-1.11	30	86.0	-20.56	-5	23.0
37.22	99	210.2	17.78	64	147.2	-1.67	29	84.2	-21.11	-6	21.2
36.67	98	208.4	17.22	63	145.4	-2.22	28	82.4	-21.67	-7	19.4
36.11	97	206.6	16.67	62	143.6	-2.78	27	80.6	-22.22	-8	17.6
35.56	96	204.8	16.11	61	141.8	-3.33	26	78.8	-22.78	-9	15.8
35.00	95	203.0	15.56	60	140.0	-3.89	25	77.0	-23.33	-10	14.0
34.44	94	201.2	15.00	59	138.2	-4.44	24	75.2	-23.89	-11	12.2
33.89	93	199.4	14.44	58	136.4	-5.00	23	73.4	-24.44	-12	10.4
33.33	92	197.6	13.89	57	134.6	-5.56	22	71.6	-25.00	-13	8.6
32.78	91	195.8	13.33	56	132.8	-6.11	21	69.8	-25.56	-14	6.8
32.22	90	194.0	12.78	55	131.0	-6.67	20	68.0	-26.11	-15	5.0
31.67	89	192.2	12.22	54	129.2	-7.22	19	66.2	-26.67	-16	3.2
31.11	88	190.4	11.67	53	127.4	-7.78	18	64.4	-27.22	-17	1.4
30.56	87	188.6	11.11	52	125.6	-8.33	17	62.6	-27.78	-18	-0.4
30.00	86	186.8	10.56	51	123.8	-8.89	16	60.8	-28.33	-19	-2.2
29.44	85	185.0	10.00	50	122.0	-9.44	15	59.0	-28.89	-20	-4.0
28.89	84	183.2	9.44	49	120.2	-10.00	14	57.2	-29.44	-21	-5.8
28.33	83	181.4	8.89	48	118.4	-10.56	13	55.4	-30.00	-22	-7.6
27.78	82	179.6	8.33	47	116.6	-11.11	12	53.6	-30.56	-23	-9.4
27.22	81	177.8	7.78	46	114.8	-11.67	11	51.8	-31.11	-24	-11.2
26.67	80	176.0	7.22	45	113.0	-12.22	10	50.0	-31.67	-25	-13.0
26.11	79	174.2	6.67	44	111.2	-12.78	9	48.2	-32.22	-26	-14.8
25.56	78	172.4	6.11	43	109.4	-13.33	8	46.4	-32.78	-27	-16.6
25.00	77	170.6	5.56	42	107.6	-13.89	7	44.6	-33.33	-28	-18.4
24.44	76	168.8	5.00	41	105.8	-14.44	6	42.8	-33.89	-29	-20.2
23.89	75	167.0	4.44	40	104.0	-15.00	5	41.0			
23.33	74	165.2	3.89	39	102.2	-15.56	4	39.2			
22.78	73	163.4	3.33	38	100.4	-16.11	3	37.4			
22.22	72	161.6	2.78	37	98.6	-16.67	2	35.6			
21.67	71	159.8	2.22	36	96.8	-17.22	1	33.8			
21.11	70	158.0	1.67	35	95.0	-17.78	0	32.0			
20.56	69	156.2	1.11	34	93.2	-18.33	-1	30.2			
20.00	68	154.4	0.56	33	91.4	-18.89	-2	28.4			
19.44	67	152.6	0.00	32	89.6	-19.44	-3	26.6			
18.89	66	150.8	-0.56	31	87.8	-20.00	-4	24.8			

Appendix

AMS maintains an extensive warehouse of finished product and will usually be able to ship orders within 24 hours of receipt. Prices shown in this price list are for American Falls, Idaho. Products are shipped UPS or Federal Express and the freight is pre-paid and added to the invoice. Orders received from Idaho will have 6% sales tax added to the invoice. Terms of sale are check in advance, Visa, MasterCard, or American Express. C.O.D. is also available. An account over 30 days will be charged 1 3/4% per month on any unpaid balance, (21% per annum) with a minimum of \$ 5.00 per month finance charge. Products net weights are shown in pounds. Prices and products shown in this price list are subject to change without notice. Unused products returned to AMS for credit will be subject to a 15% re-stocking fee.

AMS takes every precaution to ensure safe delivery, but AMS does not guarantee safe delivery as our responsibility ends when shipments are turned over to the carrier. The responsibility of damage in transit is the carriers, whether it be visible or concealed. Inspect shipments immediately and insist that visible damages be indicated on your copy of the freight bill. Open shipments immediately and inspect them for concealed damage. In case of damage, notify the delivering carrier immediately, requesting that an inspection be made. Confirm all telephone requests in writing and keep records. You, our customer, must make all claims for damage immediately to the carrier.

New Products

After nearly 76 years, we at AMS continue to focus on providing our customers with the highest quality sampling equipment on the market. Our new professional line of manual augering and sampling equipment as well as the new 9570-VTR PowerProbe™ are perfect examples of our dedication to improvement and to you, our valued customers. The new professional series hand augers, core samplers, and sampling kit were designed around the specific needs and preferences of today's soil sampling professional. They feature the robust AMS 3/4in thread, and they are generally stronger and more durable than other augers and samplers.

Price Changes

Every effort has been made for accurate pricing for 2018. However, due to the volatility of the marketplace and the associated impact on raw material costs as well as exchange rate fluctuations, we reserve the right to change catalog prices at any time without notice. AMS is committed to customer service we will do everything we can to announce changes. Current pricing is available on our website.

Limited warranty for hand sampling equipment

- Products manufactured by AMS, Inc. (Art's Manufacturing & Supply, Inc., American Falls, ID) are warranted, under normal and intended use, to be free of defects in material or workmanship for a period of thirty (30) days from the date of purchase under the following conditions:
- Warranty is limited to the repair or replacement of part or parts, which are determined to be defective through inspection and evaluation at AMS by AMS staff or a representative designated by AMS. Additionally, this warranty is rendered null and void if the product is found to have been damaged due to misuse or has come in contact with any unforeseen obstacles in the field that the equipment was not intended to handle, i.e.: boulders, foundations, etc.
- Should you experience a problem or have a concern regarding your AMS PowerProbe™ tooling please contact us. Our staff are dedicated and experienced and will do everything possible to answer your concerns.
- Shipping to and from AMS, American Falls, ID, of all products returned for repair and/or replacement will be the responsibility of the Buyer unless the Buyer and AMS otherwise agree in writing. Any travel expenses for service visits by AMS personnel or their designated representative will be the responsibility of the Buyer. An unauthorized repair or alteration of equipment will void this warranty in its entirety.
- All equipment returned to AMS, Inc. must be certified free of contamination. A written statement certifying decontamination must accompany such equipment. If it is determined that the Buyer's equipment is contaminated, it will be returned to the Buyer at the Buyer's expense and the Buyer will be responsible for any damages that AMS may incur. Any expense incurred by AMS for decontamination or inspection is the responsibility of the Buyer. Contaminated equipment will not be repaired, replaced or covered under any warranty until such time that the said equipment is decontaminated by the Buyer.
- Equipment sold by, but not manufactured by AMS, is covered by each individual manufacturer and is not covered under its AMS warranty. In no event or circumstance will AMS, Inc., or its representative be liable for injury, damage, or loss, direct or consequential, incidental, indirect, punitive or special, arising out of the use or inability to use equipment sold by AMS, Inc. All liability and risk is assumed by the Buyer from the time of delivery. The Buyer will be solely responsible for used and suitability of equipment for intended use.



Limited warranty for AMS PowerProbe™ equipment

AMS manufactured PowerProbe™ tooling is warranted for 45 days from date of purchase to be free from defects in material and workmanship. Breakage, deformation and surface damage are excluded as these items are normally subjected to use at or near their limits of durability. This breakage or damage is usually not an indication that the tool is defective.

Should you experience a problem or have a concern regarding your AMS PowerProbe™ tooling please contact us. Our staff are dedicated and experienced and will do everything possible to answer your concerns.

Items returned to AMS must be accompanied by a statement certifying that they have been fully decontaminated. This is to ensure that no site contamination is transported illegally or enters the AMS manufacturing facility.

AMS maintains an extensive inventory of new and service replacement parts. These are available to provide rapid response to our customers. Our normal policy is to ship and charge for these items pending return of warranty claim items. AMS retains sole jurisdiction on the validity of all warranty items returned to them.

The AMS service replacement program is designed to keep our customers working with minimal delay. We do, however, reserve the right to change specifications and design at any time to accommodate improvements or changes outside AMS control.

AMS will always provide the best service they can. However, they cannot be held responsible for delays resulting from strikes, accidents, carrier negligence, and other causes beyond their control.

Prices shown in this brochure are FOB American Falls, Idaho, USA. Prices subject to change without prior notice. Products are usually shipped UPS or FedEx and the freight is added to the invoice. Orders placed in Idaho will have a 6% sales tax added. Terms of sale are check in advance, Visa, MasterCard, or American Express. Open account terms are available after account verification. Unused products returned to AMS require pre-approval by AMS technical support. They are subject to a 15% re-stocking charge and must be shipped to AMS prepaid.

AMS does not guarantee safe delivery. The responsibility for damage in transit is the carriers, whether it be visible or concealed. Inspect shipments immediately and insist that visible damage be indicated on your copy of the freight bill or delivery document. Open shipments immediately and inspect them for concealed damage. In case of damage please report this immediately to the delivering carrier and request an inspection. Confirm all requests in writing and keep your records updated. AMS responsibility ceased when the shipment was handed over to the carrier. You, our customer, must make all claims for damage immediately to the carrier.

Training in the safe and effective use of the PowerProbe™ is normally provided free of charge at the time of delivery, at the AMS facility in American Falls, Idaho. This training will include the safe use of the tooling to collect samples of soils, soil gas and groundwater. On site training is also available, by arrangement, for a reasonable charge. AMS technical support staff attend many national conventions and trade exhibits, see www.ams-samplers.com for details.

The AMS Technical Support Library has available Standard Operating Procedure Manuals as well as CD's. In addition, the following consensus ASTM Standards may be consulted for advice on the use of direct push and hollow stem auger techniques for environmental and/or geotechnical site assessment:

D 6282 Standard Guide for Direct Push Soil Sampling for Environmental Site Characterizations.

D 6001 Standard Guide for Direct-Push Water Sampling for Geoenvironmental Investigations.

D 5784 Standard Guide for Use of Hollow-Stem Augers for Geoenvironmental Exploration and the Installation of Subsurface Water – Quality Monitoring Devices.

D 6724 Standard Guide for Installation of Direct Push Ground Water Monitoring Wells.

D 6725 Practice for Direct Push Installation of Prepacked Screen Monitoring Wells in Unconsolidated Aquifers.

D 1586 Standard Test Method for Penetration Test and Split-Barrel Sampling of Soils.

ASTM Standards may be purchased through ASTM International at www.astm.org.

Miscellaneous

The terms and conditions hereof and any litigation hereunder shall be constructed according to the laws and venue of the State of Idaho, USA. No waiver by either party or breach of any of the terms and conditions herein contained shall be construed as a waiver of any succeeding breach of the same or any other term and condition hereof. This document shall constitute the full understanding of the parties. Neither party shall claim any modification, limitation, or release from any of the terms or conditions contained herein except by mutual agreement to that effect in writing and signed by the parties to be bound.





AMS, Inc.
105 Harrison St.
American Falls, Idaho 83211

Phone: 800.635.7330
208.226.2017

Fax: 208.226.7280

Website: www.ams-samplers.com

Email: ams@ams-samplers.com

FIND US ON:

